

WBB Contact: Jack Clark (jclark@iona.edu)



2022 Hercules Tires MAAC Basketball Championships
Jim Whelan Boardwalk Hall - Atlantic City, New Jersey



2021-22 SCHEDULE/RESULTS

Overall: 10-15 H: 6-7 A: 4-8 N: 0-0 MAAC: 8-12

| Date | Opponent | Time/Result |
|----------|---------------------------|-------------|
| 11/9/21 | at Bryant (NEC Front Row) | W, 60-56 |
| 11/13/21 | WINTHROP (ESPN3) | W, 67-45 |
| 11/16/21 | at UMass (ESPN+) | L, 79-56 |
| 11/20/21 | STONY BROOK (ESPN3) | L, 53-46 |
| 11/23/21 | BUCKNELL (ESPN3) | L, 55-48 |
| 12/18/21 | MONMOUTH* (ESPN3) | L, 64-55 |
| 12/20/21 | at Marist* (ESPN+) | L, 61-49 |
| 12/30/21 | at Fairfield* (ESPN+) | L, 69-52 |
| 1/10/22 | SIENA* (ESPN3) | L, 56-51 |
| 1/13/22 | at Manhattan* (ESPN+) | L, 64-59 |
| 1/15/22 | QUINNIPIAC* (ESPN3) | W, 52-47 |
| 1/20/22 | MARIST* (ESPN3) | W, 49-41 |
| 1/22/22 | at Saint Peter's* (ESPN+) | L, 54-53 |
| 1/27/22 | MANHATTAN* (ESPN3) | L, 71-69 |
| 1/29/22 | at Rider* (ESPN+) | W, 63-40 |
| 2/3/22 | CANISIUS* (ESPN+) | W, 66-55 |
| 2/5/22 | at Siena* (ESPN+) | W, 64-57 |
| 2/10/22 | FAIRFIELD* (ESPN3) | L, 54-29 |
| 2/12/22 | at Quinnipiac* (ESPN3) | L, 78-49 |
| 2/17/22 | NIAGARA* (ESPN3) | L, 59-45 |
| 2/19/22 | SAINT PETER'S* (ESPN3) | W, 63-44 |
| 2/24/22 | RIDER* (ESPN3) | W, 65-58 |
| 2/26/22 | at Monmouth* (ESPN+) | W, 69-65 |
| 3/3/22 | at Niagara* (ESPN+) | L, 66-50 OT |
| 3/5/22 | at Canisius* (ESPN3) | L, 71-62 |

2022 MAAC Championship (Boardwalk Hall)

| | | |
|---------|---------------------------------------|---------|
| 3/8/22 | vs. No. 9 Rider (ESPN+) | 9:30 AM |
| 3/9/22 | vs. No. 1 Fairfield (ESPN+) | 1 PM |
| 3/11/22 | vs. No. 4 Niagara/No. 5 Siena (ESPN+) | 11 AM |
| 3/12/22 | Championship (ESPNNews) | 11 AM |

Home events in CAPS and BOLD;

MAAC Games noted by an asterisk; all times in Eastern Time

IONA BEGINS QUEST FOR SECOND MAAC TITLE



Iona begins its quest for a second MAAC title against Rider in the Opening Round of the 2022 Hercules Tires MAAC Basketball Championships. The Gaels path includes going through 2022 MAAC Regular Season Champion Fairfield, followed by Niagara or Siena and the winner of the semifinal on the opposite side of the bracket.

IONA AT THE MAAC CHAMPIONSHIP

• The Gaels won the only MAAC title in program history in 2015-16 under head coach Billi Chambers. The Gaels won the MAAC Regular Season Championship in Chambers' first season at the helm in 2013-14, winning a program record 26 games that season.

• The Gaels are 6-7 under Chambers in the MAAC postseason and 19-38 all time.

• Iona has faced Rider three times at the MAAC Championships, winning twice. The Broncs won the last meeting, 54-46 in 2018-19 at the Times Union Center.

• The Maroon & Gold will look to win their first MAAC postseason game since March 7, 2019.

IONA NOTES/NUMBERS

• Iona is led by Juana Camilion (12.8 ppg) and Ketsia Athias (11.5 ppg). Olivia Vezaldenos (8.9 ppg) and Shyan Mwai (7.1 ppg) are other scorers to watch.

• Camilion was tabbed to the All-MAAC Second Team, earning a postseason all-conference nod for the fourth time in her career.

• Athias leads the conference in field goal percentage (57.7%) and ranks 14th in the NCAA entering postseason play.

• Iona's magic number offensively is 60 points, going 8-2 this season when scoring 60+.

IONA WBB TALE OF THE TAPE

| IONA | CATEGORY | MAAC Rank |
|-------|-------------------|-----------|
| 10-15 | Overall Record | --- |
| 8-12 | Conference Record | --- |
| 55.6 | Scoring Offense | 10th |
| 58.5 | Scoring Defense | 2nd |
| -2.9 | Scoring Margin | 8th |
| 41.0% | FG Pct. | 3rd |
| 62.4% | FT Pct. | 11th |
| 27.0% | 3PT FG Pct. | 8th |
| 39.8% | Opp. FG Pct. | 9th |
| 33.8% | Opp. 3PT FG Pct. | 11th |
| 5.0 | 3PT FG/G | --- |
| 31.6 | REB/G | 11th |
| 35.4 | Opp. REB/G | 4th |
| -3.8 | Reb. Margin | 8th |
| 2.7 | BLK/G | 8th |
| 7.5 | STL/G | 9th |
| +0.2 | TO Margin | 6th |
| 0.7 | AST/TO Ratio | 3rd |

Keep up with the latest news surrounding Iona Women's Basketball by following the team on Facebook, Twitter, and Instagram.



@IONAGAELSWBB



@IONA_WBB



@IONAWBB

2021-22 Iona Gaels at a Glance

| No. | Name | Cl. | Pos. | Ht. | PPG | RPG | APG | Of Note |
|-----|---------------------|-----|------|------|------|-----|-----|---|
| 1 | Jazmin Benn | Gr. | G/F | 5-11 | 1.2 | 1.1 | 0.4 | Grad. transfer from Division II Biola University... 2x All-PacWest selection at Biola |
| 2 | Olivia Vezaldenos | Gr. | G | 5-7 | 8.9 | 2.7 | 1.0 | Season-high 23 PTS vs. Manhattan (1/27)... Tied Iona record with 7 trifectas at Niagara last season |
| 3 | Addy Salzer | Fr. | G | 5-11 | --- | --- | --- | 2020-21 McDonalds All-American... All-Conference and All-State Honorable Mention (Waconia HS) |
| 5 | Shyan Mwai | Sr. | G | 5-6 | 7.1 | 2.4 | 1.6 | Poured in 16 points vs. Manhattan on six field goals (four threes), all season-best numbers |
| 10 | Thoranna Hodge-Carr | So. | G | 5-8 | 4.4 | 2.6 | 1.4 | Career-high 15 PTS, 7 FGM, 4 AST, 31 MIN in win vs. Canisius... Averaged 2.4 ppg in 20-21 |
| 11 | Paulla Weekes | Jr. | F | 5-10 | 1.0 | 1.7 | 0.7 | Two double-doubles last season... 2019-20 MAAC All-Rookie selection |
| 12 | Isabelle Lipinski | Jr. | F | 6-2 | 4.8 | 3.0 | 0.9 | Season-best 15 PTS, 9 REB at Saint Peter's... 2019-20 NE-10 Conference Second Team honoree |
| 13 | Lucia Becerra Perez | Jr. | G | 5-7 | 0.8 | 0.7 | 0.7 | Played in all 15 games last year, starting all but one... Averaged 2.3 ppg, 1.6 rpg and 2.1 apg |
| 15 | Sydney Avoletta | So. | F | 6-4 | --- | --- | --- | Appeared in eight contests during 2020-21 season... Registered a block in four games |
| 22 | Juana Camilion | Sr. | G | 5-10 | 12.8 | 5.4 | 3.5 | Became 28th 1,000-point scorer in program history with 23 points at Siena (Feb. 5) |
| 23 | Anouschka Meijer | So. | G | 6-1 | 1.0 | 1.3 | 0.6 | Played in all 15 games, making six starts last year... Averaged 2.3 ppg, 2.1 rpg and 1.7 apg |
| 30 | Ketsia Athias | Sr. | F/C | 6-2 | 11.5 | 8.1 | 2.6 | Career best PTS (24), REB (15) and FG (12) vs. Canisius... Four double-doubles this season |
| 32 | Judith Gomez | Fr. | G | 5-9 | 3.0 | 1.2 | 0.6 | Freshman from Barcelona, Spain... Played scholastically at IES Francesc Macià |
| 33 | Hannah King | Sr. | F | 6-2 | --- | --- | --- | Transfer from College of Central Florida... Appeared in 13 contests, making two starts in 2020-21 |
| 34 | Marina Cenis | Fr. | G | 5-7 | 1.8 | 0.9 | 0.8 | Freshman from Zaragoza, Spain... Played scholastically at Colegio San Agustín Zaragoza |
| 35 | Jessica Rogers | Sr. | G | 6-1 | 1.2 | 0.0 | 0.0 | Transfer from Rhode Island... Scored her first basket of the season at UMass (Nov. 16) |



THE CHAMBERS FILE

| | |
|---------------|--|
| Year at Iona: | Ninth Season |
| Birth Date: | June 19, 1981 |
| Age: | 40 |
| Hometown: | Cheverly, MD |
| High School: | Archbishop Carroll |
| Alma Mater: | BA, Hofstra University - Psychology MS, Adelphi University - Psychology |

COACHING EXPERIENCE

2006-2008

Molloy College - Assistant Coach

2008-2010

UMBC - Assistant Coach

2011-2013

Virginia Tech - Assistant Coach

2014-Present

Iona College - Head Coach

COACHING RECORD

| Year | School | Position | W-L |
|--------------|----------|-------------|----------------|
| 2006-07 | Molloy | Asst. Coach | 15-14 |
| 2007-08 | Molloy | Asst. Coach | 19-12 |
| 2008-09 | UMBC | Asst. Coach | 14-16 |
| 2009-10 | UMBC | Asst. Coach | 13-17 |
| 2010-11 | UMBC | Asst. Coach | 20-12 |
| 2011-12 | Va. Tech | Asst. Coach | 11-19 |
| 2012-13 | Va. Tech | Asst. Coach | 10-20 |
| 2013-14 | Iona | Head Coach | 26-6 |
| 2014-15 | Iona | Head Coach | 15-15 |
| 2015-16 | Iona | Head Coach | 23-12 |
| 2016-17 | Iona | Head Coach | 18-13 |
| 2017-18 | Iona | Head Coach | 2-28 |
| 2018-19 | Iona | Head Coach | 5-26 |
| 2019-20 | Iona | Head Coach | 9-21 |
| 2020-21 | Iona | Head Coach | 6-9 |
| 2021-22 | Iona | Head Coach | 10-15 |
| Ninth Season | | | 114-145 (.440) |

VS. MAAC OPPONENTS

| TEAM | W | L | STREAK | LAST |
|---------------|----|----|--------|----------|
| Canisius | 11 | 4 | L1 | L, 71-62 |
| Fairfield | 6 | 11 | L3 | L, 54-29 |
| Manhattan | 7 | 12 | L11 | L, 71-69 |
| Marist | 5 | 11 | W1 | W, 49-41 |
| Monmouth | 12 | 8 | W1 | W, 69-65 |
| Niagara | 10 | 7 | L3 | L, 66-50 |
| Quinnipiac | 6 | 12 | L1 | L, 78-49 |
| Rider | 8 | 11 | W4 | W, 65-58 |
| Saint Peter's | 14 | 5 | W1 | W, 63-44 |
| Siena | 11 | 9 | W1 | W, 64-57 |
| Total | 90 | 89 | L2 | |

BILLI CHAMBERS

Head Coach

Hofstra '03 - Ninth Season

Iona College women's basketball head coach Billi Chambers enters her ninth season at the helm of the Iona College women's basketball program in 2021-22.

During the 2019-2020 season the Gaels out-did their predicted finish in the MAAC Preseason Coaches' Poll, and finished in a tie for sixth in the standings. The Maroon & Gold began conference play with a win over Quinnipiac, snapping the Bobcats' 52- game conference win streak. The Gaels also swept its annual Western New York swing at Canisius and Niagara for the first time since the 2016-17 season.

Juana Camilion, a 2018-19 MAAC All-Rookie selection, was selected to the Preseason All-MAAC Third Team. She completed the 2019-20 season ranked No. 18 in the MAAC in scoring, No. 11 in assists per game and No. 4 in steals per game. Camilion earned a spot on the All-MAAC Third Team. Paulla Weekes, was named to the MAAC All-Rookie Team, marking the third consecutive season that a member of the Maroon & Gold appeared on the conference's rookie list, and seventh consecutive season that a Gael has appeared on an All-Conference squad

The Gaels sported one of the youngest teams in the country in 2017-18. Toyosi Abiola carried the torch as the unanimous selection for MAAC Rookie of the Year. The MAAC All-Rookie Team honoree was a nine-time MAAC Rookie of the Week. Alexis Lewis was also named to the All-MAAC Third Team.

The Gaels finished the 2016-17 season with a 18-13, 12-8 MAAC record. They entered the conference tournament as the No. 5 seed and advanced to the semifinal round following an upset of No. 4 Siena in the quarterfinal.

Lewis and Marina Lizarazu were named to the 2017 All-MAAC First Team and four student-athletes took home All-MAAC Academic Team honors.

In 2016, Chambers led the Iona women's basketball program to its first-ever MAAC tournament championship, taking down top seeded Quinnipiac in the championship game while also earning the Maroon & Gold's debut appearance in the NCAA Championship.

Lizarazu and Joy Adams were All-MAAC First Team performers. Lizarazu was Most Outstanding Player in the MAAC Championship. Iona secured the No. 15 seed and fell to regional host, No. 2 University of Maryland.

In her first season with the Gaels, Chambers led Iona to a program record 26 wins and a share of its first-ever MAAC regular season championship. Her 26 wins are the most by a rookie head coach in conference history.

During that 2013-14 campaign, Chambers led the Gaels on a historic 18-game winning streak, the longest in school history. She became the first rookie coach to win the MAAC Coach of the Year honor since 1991 and led all first-time head coaches in NCAA Division I with 26 overall wins and 18 victories in conference play.

For her efforts, Chambers was named the WBCA Spalding Maggie Dixon Division I Rookie Coach of the Year, given to the nation's top first-year head coach, becoming the first mentor in MAAC history to claim the honor. Chambers was also named the College Sports Madness Mid-Major Coach of the Year in 2014.

Prior to her arrival in New Rochelle, Chambers served as an assistant coach at Virginia Tech, on Dennis Wolff's staff when he took over the program in 2011-12. The Hokies improved their Atlantic Coast Conference mark in

both seasons under Wolff and Chambers.

At UMBC, Chambers served as an assistant coach and recruiting coordinator under head coach Phil Stern for three seasons. During the 2010-11 campaign, the Retrievers finished 20-12, earning the America East regular season championship and a berth into the Women's NIT.

Chambers spent two seasons as an assistant at Molloy College in Rockville Centre, New York. Under the tutelage of Tim O'Hagan, she helped guide the Lions to their first-ever East Coast Conference title and a berth in the NCAA Division II Tournament in 2008. Molloy posted a 34-26 overall record in her two seasons on the bench.

While at Molloy, Chambers also served as an athletics administrator. She was the Lions' Associate Director of Athletics, Senior Woman Administrator and Compliance Officer. She joined the Molloy staff after two years in the conference office as Associate Commissioner for Operations and SWA for the ECC.

The Cheverly, Maryland native attended Archbishop Carroll High School, where she was inducted into the Hall of Fame in the spring of 2018. She was a four-year letter winner at Hofstra, appearing in 79 games and making 28 starts from 1999-2003. She earned a bachelor's degree in psychology in May 2003 and a master's degree in psychology from Adelphi University in November 2005.

Chambers and her wife, Melba, reside in Norwalk, Connecticut.

ALL-MAAC HONOREES UNDER CHAMBERS

2013-14

| | |
|------------------|--------------------------|
| Joy Adams | First Team |
| Damika Martinez | Player of the Year |
| Aleesha Powell | Second Team |
| Aaliyah Robinson | Sixth Player of the Year |

2014-15

| | |
|-----------------|--------------------|
| Joy Adams | First Team |
| Damika Martinez | Player of the Year |

2015-16

| | |
|-----------------|-----------------------------|
| Joy Adams | First Team |
| Marina Lizarazu | First Team |
| Alexis Lewis | All-Rookie |
| Alexis Lewis | Co-Sixth Player of the Year |

2016-17

| | |
|-----------------|------------|
| Alexis Lewis | First Team |
| Marina Lizarazu | First Team |

2017-18

| | |
|---------------|--------------------|
| Alexis Lewis | Third Team |
| Toyosi Abiola | All-Rookie |
| Toyosi Abiola | Rookie of the Year |

2018-19

| | |
|----------------|------------|
| Juana Camilion | All-Rookie |
|----------------|------------|

2019-20

| | |
|----------------|------------|
| Juana Camilion | Third Team |
| Paulla Weekes | All-Rookie |

2020-21

| | |
|----------------|------------|
| Juana Camilion | Third Team |
|----------------|------------|



IONA GAELS BASKETBALL

ROSTER / QUICK FACTS

NUMERICAL

| No. | Name | Cl. | Pos. | Ht. | Hometown / Last School |
|-----|---------------------|-------|------|------|--|
| 1 | Jazmin Benn | Gr. | G/F | 5-11 | Woodland Hills, CA / Biola University |
| 2 | Olivia Vezaldenos | Gr. | G | 5-7 | Manteca, CA / Concordia Portland |
| 3 | Addy Salzer | Fr. | G | 5-11 | Saint Bonifacius, MN / Waconia |
| 5 | Shyan Mwai | Sr. | G | 5-6 | Lowell, MA / Lowell |
| 10 | Thoranna Hodge-Carr | So. | G | 5-8 | Keflavik, Iceland / Fjölbrautaskóli Suðurnesja |
| 11 | Paulla Weekes | R-Jr. | F | 5-10 | Toronto, Ontario / St. Joseph's College School |
| 12 | Isabelle Lipinski | Jr. | F | 6-2 | Farmington, CT / Franklin Pierce |
| 13 | Lucia Becerra Perez | Jr. | G | 5-7 | Tenerife, Spain / IES Viera y Clavijo |
| 15 | Sydney Avoletta | So. | F | 6-4 | Sterling, VA / St. Paul VI Catholic |
| 22 | Juana Camilion | Sr. | G | 5-10 | Palma de Mallorca, Spain / IES Antonio Maura |
| 23 | Anouschka Meijer | So. | G | 5-10 | Amsterdam, Netherlands / Caland Lyceum |
| 30 | Ketsia Athias | Sr. | F | 6-2 | Brooklyn, NY / NYIT |
| 32 | Judith Gomez | Fr. | G | 5-9 | Barcelona, Spain / IES Francesc Macia |
| 33 | Hannah King | Sr. | F | 5-11 | Apopka, FL / College of Central Florida |
| 34 | Marina Cenis | Fr. | G | 5-7 | Zaragoza, Spain / Colegio San Agustin Zaragoza |
| 35 | Jessica Rogers | Sr. | G | 6-1 | Rutherford, NJ / Rhode Island |

Head Coach: Billi Chambers (Hofstra '03), ninth season

Associate Head Coach: Ashlee Kelly (Quinnipiac '04)

Assistant Coaches: Nick Volchok (Rockland State '02), Jordan McCann (Illinois '13)

Director of Operations: Alyssa Casino (Manhattanville '15)

Head Athletic Trainer: Sara Carpentieri

Strength & Conditioning Coach: Brittany Vander Groef

Athletic Communications Contact: Jack Clark (Iona '17)

BY CLASS:

Grads (2).....Jazmin Benn
Olivia Vezaldenos
Seniors (5).....Ketsia Athias
Juana Camilion
Hannah King
Shyan Mwai
Jessica Rogers
Juniors (3).....Lucia Becerra
Isabelle Lipinski
Paulla Weekes
Sophomores (3).....Sydney Avoletta
Thoranna Hodge-Carr
Anouschka Meijer
Freshmen (3).....Marina Cenis
Judith Gomez
Addy Salzer

BY STATE/COUNTRY:

California (2).....Jazmin Benn
Olivia Vezaldenos
Canada (1).....Paulla Weekes
Connecticut (1).....Isabelle Lipinski
Florida (1).....Hannah King
Iceland (1).....Thoranna Hodge-Carr
Massachusetts (1).....Shyan Mwai
Minnesota (1).....Addy Salzer
Netherlands (1).....Anouschka Meijer
New Jersey (1).....Jessica Rogers
New York (1).....Ketsia Athias
Spain (4).....Lucia Becerra
Marina Cenis
Juana Camilion
Judith Gomez
Virginia (1).....Sydney Avoletta

BY TENURE:

Returners (11).....Ketsia Athias^S
Sydney Avoletta
Lucia Becerra
Juana Camilion^S
Thoranna Hodge-Carr
Hannah King
Anouschka Meijer
Shyan Mwai
Jessica Rogers
Olivia Vezaldenos
Paulla Weekes^S
Newcomers (5).....Jazmin Benn
Marina Cenis
Judith Gomez
Isabelle Lipinski
Addy Salzer

^S - returning 2020-21 starter

PRONUNCIATION GUIDE:

#1 Jazmin Jasmin
#2 Vezaldenos VEZZEL-dean-yos
#5 Shyan Mwai SHY-ann MOY
#10 Thoranna THOR-ana

#13 Lucia Becerra LOO-see-ah BUH-cerra
#22 Juana Camilion JUAN-uh CAH-mealy-own
#23 Anouschka Meijer UH-new-schka Myer
#30 Ketsia Athias KET-see-ah UH-thee-iss
#34 Cenis THEN-iss

QUICK FACTS

Name.....Iona College
Location.....New Rochelle, NY 10801-1890
Founded.....1940
Enrollment.....3,287
Nickname.....Gaels
Colors.....Maroon & Gold
Affiliation.....NCAA Division I
Conference.....Metro Atlantic Athletic (MAAC)
Home Court (Capacity).....Hynes Center (2,578)
President.....Seamus Carey, Ph.D.
Director of Athletics.....Matt Glovaski
Sr. Assoc. AD/Sports Med.Sam De Rosa
Strength & Conditioning Coach.....Brittany Vander Groef
Team Physician.....Dr. Riley Williams
Athletics Phone.....(914) 633-2654

BASKETBALL INFORMATION

First Season.....1974-75 (46 years)
All-Time Record.....546-817 (.401)
NCAA Appearances.....1
(2016)
NIT Appearances.....5
(2007, 2008, 2010, 2013, 2014)
MAAC Tournament Championships.....1
(2016)
MAAC Regular Season Championships.....1
(2013-14)
2020-21 Record.....6-9
2020-21 MAAC Record/Finish.....5-6 / 6th
Head Coach.....Billi Chambers (ninth season)
Record at Iona.....114-145 (8+ seasons)
NCAA Record.....114-145 (.440) / 8+ seasons
Associate Head Coach.....Ashlee Kelly
Assistant Coach.....Nick Volchok
Asst. Coach/Recruiting Coord.....Jordan McCann
Dir. of Operations.....Alyssa Casino

ATHLETIC COMMUNICATIONS

Sr. Associate AD.....Brian Beyrer (Iona '01)
Office.....(914) 637-2726
Cell.....(914) 497-3136
E-mail.....bbeyrer@iona.edu
Assistant AD.....Jack Clark (Iona '17)
Office.....(914) 633-2334
Cell.....(631) 478-9046
E-mail.....jclark@iona.edu
Asst. Director.....Garret Murray (Iona '19)
Office.....(914) 633-2057
E-mail.....gmurray@iona.edu
Graduate Asst.Jack Ravitz (Sacred Heart '21)
Office.....(914) 633-2057
E-mail.....jrvavitz1@gaelsona.edu

IONA GAELS MULTIMEDIA: SOCIAL MEDIA GUIDE



@ICGaels, @IonaWBB, #ICWBB

HEADLINES

IONA SIXTH IN PRESEASON COACHES' POLL

- Iona was selected by the league's coaches to finish sixth, just ahead of Niagara.
- The Quinnipiac Bobcats were selected as the preseason favorites to win the MAAC, receiving six of 11 first place votes. Fairfield's Lou Lopez-Senechal was voted the MAAC Preseason Player of the Year.
- The defending MAAC Champion Marist Red Foxes were predicted to finish third, garnering just one first place vote. Manhattan and Fairfield split the remaining four votes.

GAELS BRING IN FIVE NEWCOMERS TO NEW ROCHELLE FOR 2021-22 SEASON

- Iona welcomes five fresh faces to the program for the 2021-22 season. Three of Iona's five newcomers are freshmen: Marina Cenis, Judith Gomez and Addy Salzer.
- The Gaels brought in a pair of transfers for the upcoming season: Jazmin Benn (Biola University), and Isabelle Lipinski (Franklin Pierce).
- The five newcomers join a returning class of 11 Gaels, 10 of whom will be upperclassmen in the 2021-22 season.

2021-22 MAAC PRESEASON COACHES' POLL

| | | |
|-----|---------------|-----------|
| 1. | Quinnipiac | 115 (6) |
| 2. | Manhattan | 105 (2) |
| 3. | Fairfield | 99 (2) |
| 4. | Marist | 93 (1) |
| 5. | Rider | 66 |
| 6. | Iona | 55 |
| 7. | Niagara | 51 |
| 8. | Saint Peter's | 50 |
| 9. | Siena | 44 |
| 10. | Monmouth | 33 |
| 11. | Canisius | 15 |

MAAC CONTINUES UNITED FOR JUSTICE CAMPAIGN

- As a collection of colleges and universities committed to racial justice and individual dignity, the MAAC has committed to work with others in college sports to foster understanding and effect lasting change to advance social justice.
- Elements of the multi-year campaign can be found on school campuses, live game broadcasts, online, on social media and on the court.
- MAAC basketball programs will be focusing their efforts specifically on Black Lives Matter by wearing BLM uniform patches and coaches' pins throughout the season. They will also be able to showcase individualized social justice messaging on their warm-up shirts. Additionally, the conference has supplied floor decals for member institutions to use on their home courts in an effort to spread awareness.

CAMILION NAMED PRESEASON ALL-MAAC

- Senior Juana Camilion was named to the 2021-22 Preseason All-MAAC Second Team.
- Camilion was an All-MAAC Third Teamer last season, the second straight season she appeared on the league's third team.
- Last season, Camilion averaged 12.7 points, 4.9 rebounds and 2.9 assists across 33.8 minutes per game.
- She finished the season with 52 steals and 3.5 steals per game, which led the MAAC. That mark ranked fourth in the NCAA.

GAELS RETURN PLETHORA OF SCORERS FOR 2021-22 CAMPAIGN

- Iona welcomes back six of its seven top scorers from the year prior.
- The Maroon & Gold return the top three scorers from the 2020-21 season in Juana Camilion, Olivia Vezaldenos and Ketsia Athias.
- Camilion finished with the seventh highest scoring average in the conference, Vezaldenos was the leading scorer among all MAAC players who started less than a third of their teams games and Athias reached double-digit points in three of her six contests last year.

MAAC TOURNAMENT CONTINUES ON IN ATLANTIC CITY, NEW JERSEY FOR 2021-22

- The Jim Whelan Boardwalk Hall in Atlantic City, NJ is the new host of the MAAC Men's and Women's Basketball Championships from 2020-22.
- The venue changed over from the Times Union Center, which hosted the postseason tournament every year since 2015.
- The 2022 MAAC Basketball Championship will take place March 8-12 with all games being broadcasted on the ESPN family of networks.

FUN WITH NUMBERS

Billi Chambers record by month (since 2013-14)

| | 19-20 | 20-21 | 21-22 | TOTAL |
|-------|-------|-------|-------|---------|
| Nov. | 1-5 | 0-1 | 2-3 | 14-33 |
| Dec. | 0-3 | 3-3 | 0-3 | 19-28 |
| Jan. | 3-4 | 1-1 | 3-4 | 37-34 |
| Feb. | 5-5 | 0-3 | 5-3 | 36-35 |
| Mar. | 0-4 | 2-1 | 0-2 | 8-15 |
| Total | 9-21 | 6-9 | 10-15 | 114-145 |

Billi Chambers record by day (since 2013-14)

| | 19-20 | 20-21 | 21-22 | TOTAL |
|-------|-------|-------|-------|---------|
| Sun. | 0-3 | 0-3 | 0-0 | 23-31 |
| Mon. | 1-1 | 0-0 | 0-2 | 7-13 |
| Tues. | 0-3 | 1-0 | 1-2 | 5-16 |
| Wed. | 0-0 | 0-1 | 0-0 | 8-6 |
| Thur. | 4-5 | 1-1 | 3-6 | 22-28 |
| Fri. | 0-2 | 3-1 | 0-0 | 26-18 |
| Sat. | 4-7 | 1-3 | 6-5 | 23-33 |
| Total | 9-21 | 6-9 | 10-15 | 114-145 |

Billi Chambers record by tipoff time (since 2013-14)

| | 19-20 | 20-21 | 21-22 | TOTAL |
|-----------|-------|-------|-------|---------|
| Morning | 0-2 | 0-0 | 0-0 | 6-11 |
| Afternoon | 4-12 | 2-6 | 5-7 | 55-69 |
| Evening | 5-7 | 4-3 | 5-8 | 53-64 |
| Total | 9-21 | 6-9 | 10-15 | 114-145 |



MAAC LEADERBOARD OVERALL STATISTICS (as of 3/7/21)

NCAA RANKINGS

Ketsia Athias

| | | |
|-----------------------|------|-------|
| Field Goal Percentage | 14th | 57.7% |
|-----------------------|------|-------|

MAAC RANKINGS

Ketsia Athias

| | | |
|-----------------------|-------|-------|
| Field Goal Percentage | 1st | 57.7% |
| Double-Doubles | T-5th | 6 |
| 10-Rebound Games | T-5th | 6 |
| Rebounds Per Game | 6th | 8.1 |
| Blocks Per Game | 6th | 1.4 |
| 20-Point Performances | T-8th | 4 |
| Assists Per Game | 12th | 2.6 |
| Assist/Turnover Ratio | 13th | 0.9 |
| Scoring Average | 15th | 11.5 |

Juana Camilion

| | | |
|------------------------|--------|-------|
| Minutes Per Game | 2nd | 35.1 |
| 30-Point Performances | T-2nd | 1 |
| Steals Per Game | 3rd | 2.3 |
| Free Throw Percentage | 5th | 75.8% |
| Assists Per Game | 5th | 3.5 |
| Assist/Turnover Ratio | 9th | 1.0 |
| Scoring Average | 10th | 12.8 |
| Def. Rebounds Per Game | 11th | 4.4 |
| 20-Point Performances | T-16th | 2 |
| Rebounds Per Game | 18th | 5.4 |
| 10-Rebound Games | T-25th | 1 |

Olivia Vezaldenos

| | | |
|-----------------------|--------|-------|
| 3PT FG Percentage | 17th | 30.4% |
| 20-Point Performances | T-25th | 1 |
| 3PT FG Made Per Game | 5th | 2.0 |



2021-22 MAAC STANDINGS

(as of 3/7/22)

| SCHOOL | MAAC | | | OVERALL | | |
|---------------|----------|-----------|-------------|-----------|-----------|-------------|
| | W | L | PCT | W | L | PCT |
| Fairfield * | 19 | 1 | .950 | 22 | 6 | .786 |
| Quinnipiac * | 14 | 6 | .700 | 19 | 10 | .655 |
| Manhattan * | 14 | 6 | .700 | 19 | 10 | .655 |
| Niagara * | 11 | 9 | .550 | 14 | 14 | .500 |
| Siena * | 10 | 10 | .500 | 10 | 18 | .357 |
| Monmouth | 9 | 11 | .450 | 14 | 15 | .483 |
| Saint Peter's | 9 | 11 | .450 | 12 | 17 | .414 |
| Iona | 8 | 12 | .400 | 10 | 15 | .400 |
| Rider | 7 | 13 | .350 | 9 | 20 | .310 |
| Marist | 6 | 14 | .300 | 8 | 20 | .286 |
| Canisius | 3 | 17 | .150 | 5 | 24 | .172 |

* Clinched First-Round Bye

LAST TIME OUT: CANISIUS 71, IONA 62 (BUFFALO, NY - KOESSLER ATHLETIC CENTER)



Official Basketball Box Score - Final

Iona at Canisius

03/05/22 Koessler Athletic Center, Buffalo
2021-22 Women's Basketball

Game Time: 1:00 PM

Game Duration: 1:54

Officials: Anthony Reddin, Jorge Martinez, Colleen Thompson

Iona - 62

Record: 10-15 (8-12)

| NO. | Name | Min | FG M-A | 3P M-A | FT M-A | Rebounds OR DR TOT | Fouls PF FD | TP | AS | TO | ST | Blocks BS BA | +/- |
|--------|---------------------|---------|-----------|-----------|-----------|-----------------------|----------------|----|----|----|----|-----------------|-----|
| 30 | Ketsia Athias | F 29:12 | 2-5 | 0-0 | 2-4 | 3 9 12 | 0 5 | 6 | 2 | 3 | 0 | 2 0 | -16 |
| 2 | Olivia Vezaldenos | G 14:54 | 0-7 | 0-7 | 0-0 | 0 0 0 | 0 0 | 0 | 0 | 0 | 0 | 0 0 | -8 |
| 5 | Shyan Mwai | G 34:22 | 4-12 | 0-3 | 2-2 | 2 1 3 | 3 2 | 10 | 0 | 0 | 1 | 0 0 | -6 |
| 22 | Juana Camilion | G 39:58 | 12-26 | 2-11 | 4-4 | 1 6 7 | 4 5 | 30 | 1 | 2 | 1 | 0 0 | -9 |
| 34 | Marina Cenis | G 15:38 | 0-1 | 0-0 | 0-0 | 0 0 0 | 0 0 | 0 | 0 | 0 | 0 | 0 0 | -4 |
| 10 | Thoranna Hodge-Carr | 24:08 | 2-4 | 1-1 | 1-1 | 4 2 6 | 4 3 | 6 | 1 | 1 | 0 | 0 0 | -4 |
| 32 | Judith Gomez | 23:07 | 2-4 | 0-2 | 0-0 | 0 1 1 | 3 3 | 4 | 1 | 1 | 0 | 1 0 | -3 |
| 12 | Izzy Lipinski | 18:19 | 2-6 | 0-0 | 2-4 | 2 2 4 | 3 3 | 6 | 0 | 2 | 0 | 0 0 | 5 |
| 35 | Jessica Rogers | 00:10 | 0-0 | 0-0 | 0-0 | 0 0 0 | 0 0 | 0 | 0 | 0 | 0 | 0 0 | 0 |
| 1 | Jazz Benn | 00:10 | 0-0 | 0-0 | 0-0 | 0 0 0 | 0 0 | 0 | 0 | 0 | 0 | 0 0 | 0 |
| 13 | Lucia Becerra Perez | 00:02 | 0-0 | 0-0 | 0-0 | 0 0 0 | 1 0 | 0 | 0 | 0 | 0 | 0 0 | 0 |
| Team | | | | | | 2 0 2 | | 0 | | 0 | | | |
| Totals | | | 24-65 | 3-24 | 11-15 | 14 21 35 | 18 21 | 62 | 5 | 9 | 2 | 3 0 | -9 |

Technical Fouls::NONE

| Shooting By Period | | | |
|---------------------|-------|-------|--|
| 1 st FG% | 5-15 | 33.3% | |
| 3PT% | 1-7 | 14.3% | |
| FT% | 0-0 | 0% | |
| 2 nd FG% | 5-16 | 31.3% | |
| 3PT% | 1-8 | 12.5% | |
| FT% | 1-4 | 25% | |
| 3 rd FG% | 8-19 | 42.1% | |
| 3PT% | 1-4 | 25.0% | |
| FT% | 3-3 | 100% | |
| 4 th FG% | 6-15 | 40.0% | |
| 3PT% | 0-5 | 0.0% | |
| FT% | 7-8 | 87.5% | |
| GM FG% | 24-65 | 36.9% | |
| 3PT% | 3-24 | 12.5% | |
| FT% | 11-15 | 73.3% | |

Dead Ball Rebounds: 3, 0

Canisius - 71

Record: 5-24 (3-17)

| NO. | Name | Min | FG M-A | 3P M-A | FT M-A | Rebounds OR DR TOT | Fouls PF FD | TP | AS | TO | ST | Blocks BS BA | +/- |
|--------|-----------------|---------|-----------|-----------|-----------|-----------------------|----------------|----|----|----|----|-----------------|-----|
| 5 | Ella Vaatanen | F 18:48 | 0-1 | 0-1 | 0-0 | 0 2 2 | 5 0 | 0 | 0 | 2 | 1 | 0 0 | 0 |
| 21 | Kayla Jackson | F 20:42 | 2-4 | 0-0 | 2-2 | 4 8 12 | 3 2 | 6 | 1 | 3 | 1 | 0 1 | 9 |
| 0 | Shaunae Brown | G 33:14 | 4-6 | 3-5 | 3-4 | 1 1 2 | 1 4 | 14 | 3 | 0 | 0 | 0 0 | 12 |
| 14 | Dani Haskell | G 33:17 | 6-15 | 3-7 | 6-6 | 0 3 3 | 1 7 | 21 | 3 | 4 | 2 | 0 1 | 12 |
| 23 | Erika Joseph | G 36:08 | 2-10 | 1-4 | 1-2 | 2 3 5 | 2 2 | 6 | 2 | 1 | 0 | 0 1 | 6 |
| 12 | Athina Lexa | 21:30 | 4-7 | 1-2 | 2-2 | 1 1 2 | 4 1 | 11 | 0 | 2 | 1 | 0 0 | -3 |
| 33 | Rhay Porter | 10:58 | 1-1 | 0-0 | 0-0 | 1 3 4 | 4 0 | 2 | 0 | 0 | 0 | 0 0 | 2 |
| 24 | Cheyenne Stubbs | 17:21 | 3-7 | 0-1 | 3-3 | 1 3 4 | 1 1 | 9 | 1 | 3 | 0 | 0 0 | -3 |
| 2 | Lydia Gattozzi | 08:02 | 0-2 | 0-0 | 2-2 | 0 2 2 | 0 1 | 2 | 0 | 0 | 0 | 0 0 | 10 |
| Team | | | | | | 2 2 4 | | 0 | | 1 | | | |
| Totals | | | 22-53 | 8-20 | 19-21 | 12 28 40 | 21 18 | 71 | 10 | 16 | 5 | 0 3 | 9 |

Technical Fouls::NONE

| Shooting By Period | | | |
|---------------------|-------|-------|--|
| 1 st FG% | 7-10 | 70.0% | |
| 3PT% | 3-4 | 75.0% | |
| FT% | 5-5 | 100% | |
| 2 nd FG% | 3-12 | 25.0% | |
| 3PT% | 2-6 | 33.3% | |
| FT% | 2-2 | 100% | |
| 3 rd FG% | 4-18 | 22.2% | |
| 3PT% | 1-5 | 20.0% | |
| FT% | 0-0 | 0% | |
| 4 th FG% | 8-13 | 61.5% | |
| 3PT% | 2-5 | 40.0% | |
| FT% | 12-14 | 85.7% | |
| GM FG% | 22-53 | 41.5% | |
| 3PT% | 8-20 | 40.0% | |
| FT% | 19-21 | 90.5% | |

Dead Ball Rebounds: 0, 0

| | Ion | Can |
|------------------|---------------------------|---------------------------|
| Biggest lead | 5 (3 rd 1:53) | 12 (2 nd 7:15) |
| Best Scoring Run | 10 (3 rd 1:53) | 7 (1 st 7:12) |
| Lead Changes | 6 | |
| Times Tied | 3 | |
| Time with Lead | 05:53 | 31:04 |

| Points from | Ion | Can |
|---------------|-----|-----|
| Turnovers | 14 | 9 |
| Paint | 34 | 22 |
| Second Chance | 11 | 11 |
| Fast Breaks | 4 | 5 |
| Bench | 16 | 24 |

| Period by Period Scoring | | | | | |
|--------------------------|-----|-----|-----|-----|-----|
| | 1st | 2nd | 3rd | 4th | TOT |
| Ion | 11 | 12 | 20 | 19 | 62 |
| Can | 22 | 10 | 9 | 30 | 71 |

2021-22 INDIVIDUAL SEASON BESTS

Iona

Points

30 Juana Camilion at CAN (3/5)
24 Ketsia Athias vs. CAN (2/3)

Rebounds

15 Ketsia Athias vs. CAN (2/3)
13 Ketsia Athias vs. RID (2/24)

Assists

7 Juana Camilion (2x) at RID (1/29)
6 (3x) Last: Shyan Mwai at NIA (3/3)

Steals

5 Juana Camilion at QUI (2/12)
4 (5x) Last: Thoranna Hodge-Carr vs. SPU (2/19)

Blocks

6 Ketsia Athias at MON (2/26)

Opponents

Points

27 Stella Clark vs. MON (12/18)
26 Angel Parker at NIA (3/3)

Rebounds

15 Courtney Warley vs. MAN (1/27)
14 (2x) Last: Mikala Morris vs. QUI (1/15)

Assists

8 (2x) Last: Angel Parker vs. NIA (2/17)
7 (2x) Last: Rose Caverly at QUI (2/12)

Steals

7 Angel Parker at NIA (3/3)
6 (2x) Last: Mackenzie DeWees vs. QUI (1/15)

Blocks

3 (2x) Last: Carly Krsul vs. BUCK (11/23)

2021-22 INDIVIDUAL GAME LEADERS

| PLAYER | PTS | REB | AST | STL | BLK |
|---------------|-----|-----|-----|-----|-----|
| Athias | 7 | 18 | 8 | 3 | 11 |
| Avoletta | - | - | - | - | - |
| Becerra Perez | - | - | - | - | - |
| Benn | - | - | - | - | - |
| Camilion | 13 | 8 | 16 | 17 | 6 |
| Cenis | - | - | 2 | 3 | - |
| Gomez | - | - | - | 4 | 1 |
| Hodge-Carr | - | 1 | 1 | 5 | - |
| King | - | - | - | - | - |
| Lipinski | - | 2 | 1 | 1 | 5 |
| Meijer | - | - | - | - | - |
| Mwai | 1 | 1 | 4 | 2 | 3 |
| Rogers | - | - | - | - | - |
| Salzer | - | - | - | - | - |
| Vezaldenos | 6 | - | 1 | 3 | 1 |
| Weekes | - | - | 1 | - | 1 |

2021-22 IONA BY THE NUMBERS...

(UNDER CHAMBERS IN PARENTHESES)

Iona Record:

| | |
|------------------------------------|-----------------|
| Overall | 10-15 (114-145) |
| MAAC..... | 8-12 (90-90) |
| At the Hynes Athletics Center..... | 6-7 (58-62) |
| On the Road | 4-8 (51-72) |
| Neutral Sites | 0-0 (5-11) |
| MAAC Home Games..... | 5-5 (43-40) |
| MAAC Away Games..... | 3-7 (41-43) |
| Leading at the half..... | 7-4 (64-30) |
| Trailing at the half | 2-11 (20-98) |
| Tied at the half | 1-0 (30-16) |
| Overtime..... | 0-1 (2-4) |
| After a win..... | 6-4 (67-46) |
| After a loss..... | 3-11 (45-99) |
| Vs. Ranked Opponents..... | 0-0 (0-2) |
| Day of the Week: | |
| Sunday | 0-0 (23-31) |
| Monday | 0-2 (7-13) |
| Tuesday | 1-2 (5-16) |
| Wednesday..... | 0-0 (8-6) |
| Thursday | 3-6 (22-28) |
| Friday | 0-0 (26-19) |
| Saturday..... | 6-5 (23-33) |
| Month: | |
| November | 2-3 (14-33) |
| December | 0-3 (19-28) |
| January..... | 3-4 (37-34) |
| February | 5-3 (36-35) |
| March..... | 0-2 (8-15) |

Tip-off Time:

| | |
|---------------------------------|-------------|
| Day games | 5-7 (61-81) |
| Night games (after 5 p.m.)..... | 5-8 (53-64) |

When Iona Scores:

| | |
|---------------------------|-------------|
| Less than 50 points | 1-6 (3-61) |
| 50-59 points | 1-7 (25-52) |
| 60-69 points | 8-2 (43-24) |
| 70-79 points | 0-0 (28-4) |
| 80-89 points | 0-0 (13-3) |
| 89+ Points..... | 0-0 (2-1) |

When Opponent Scores:

| | |
|---------------------------|-------------|
| Less than 50 points | 5-0 (31-3) |
| 50-59 points | 4-6 (49-39) |
| 60-69 points | 1-5 (20-44) |
| 70-79 points | 0-4 (11-41) |
| 80-89 points | 0-0 (3-14) |
| More than 89 points..... | 0-0 (0-4) |

When Iona's FG Percentage is:

| | |
|---------------------|-------------|
| Less than 35% | 1-2 (13-61) |
| 35-39.9% | 1-7 (23-49) |
| 40-44.9% | 1-4 (37-24) |
| 45-49.9% | 5-1 (29-7) |
| 50% or higher | 2-1 (12-4) |

When Opponents' FG Percentage is:

| | |
|---------------------|-------------|
| Less than 35% | 4-2 (42-11) |
| 35-39.9% | 4-4 (30-29) |
| 40-44.9% | 2-5 (31-49) |
| 45-49.9% | 0-0 (10-28) |
| 50% or higher | 0-4 (1-28) |

At the Free Throw Line:

| | |
|---------------------------------------|---------------|
| When Iona makes more FTs..... | 5-1 (62-25) |
| When Iona shoots more FTs..... | 5-1 (59-21) |
| When opponents make more FTs..... | 4-12 (44-110) |
| When opponents shoot more FTs..... | 4-11 (49-116) |
| When free throws made are equal | 1-2 (8-10) |
| When free throws shot are equal | 1-3 (6-8) |

From Behind the Arc:

| | |
|--------------------------------------|--------------|
| When Iona makes more threes | 6-5 (94-57) |
| When opponents make more threes..... | 4-10 (15-69) |
| Three pointers are equal | 0-0 (5-19) |

Rebounds:

| | |
|---------------------------------------|-------------|
| When Iona out rebounds opponent | 5-4 (73-39) |
| When opponent out rebounds Iona | 3-9 (34-99) |
| When rebounds are equal | 2-2 (7-7) |

Assists:

| | |
|--------------------------------------|--------------|
| When Iona has more assists | 7-7 (77-25) |
| When opponent has more assists | 1-7 (26-108) |
| When assists are equal | 2-1 (11-12) |

Turnovers:

| | |
|-------------------------------------|-------------|
| When opponent causes more TOs | 4-6 (48-90) |
| When Iona causes more TOs | 6-6 (61-42) |
| When turnovers are equal | 0-3 (5-13) |

Margin of Victory/Loss:

| | |
|------------------------|-------------|
| 5 points or less | 3-4 (22-29) |
| 6-10 points | 3-4 (30-29) |
| 11-15 points..... | 1-2 (31-32) |
| 16-20 points..... | 1-1 (18-15) |
| 20 or more points..... | 2-3 (13-38) |

2021-22 IONA POINTS-REBOUNDS-ASSISTS

| Opponent | Date | Score | 1 BENN,JAZZ | 2 VEZALDENOS | 5 MWAI,SHYAN | 10 HODGE-CARR | 11 WEEKES,PAU | 12 LIPINSKI,I | 13 BECERRA PE | 22 CAMILION,J | 23 MEIJER,ANO | 30 ATHIAS,KET | 32 GOMEZ,JUDI |
|------------------|------------|-----------|----------------|-----------------|-----------------|------------------|------------------|------------------|------------------|------------------|------------------|------------------|------------------|
| at Bryant | 11/09/2021 | 60-56 W | 0-1-0 | 5-3-1 | 10-0-3 | 2-0-1 | 2-1-1 | 5-4-2 | 2-0-1 | 15-5-3 | 3-1-0 | 6-4-2 | 3-2-2 |
| Winthrop | 11/13/2021 | 67-45 W | 0-0-0 | 7-2-2 | 13-1-5 | 7-1-1 | 0-5-0 | 10-6-1 | 0-0-3 | 15-1-3 | 0-2-0 | 10-7-1 | 5-3-2 |
| at Massachusetts | 11/16/2021 | 56-79 L | 6-0-0 | 3-1-0 | 2-1-1 | 2-3-0 | 3-1-1 | 7-2-4 | 2-0-1 | 9-4-2 | 0-1-1 | 14-4-0 | 4-2-2 |
| Stony Brook | 11/20/2021 | 46-53 L | 3-3-0 | 6-1-1 | 8-4-1 | 0-1-0 | 1-2-0 | 4-3-0 | 0-1-1 | 14-10-3 | 0-2-0 | 7-3-3 | 3-1-0 |
| Bucknell | 11/23/2021 | 48-55 L | 1-2-2 | 11-2-1 | 0-2-1 | 1-2-2 | DNP | 10-4-0 | 3-2-0 | 10-3-6 | 2-3-2 | 8-4-2 | 2-2-0 |
| Monmouth | 12/18/2021 | 55-64 L | 2-0-0 | 9-1-1 | 0-1-2 | 2-1-0 | DNP | 2-1-0 | 0-3-1 | 18-3-5 | 0-2-0 | 20-10-2 | 0-0-1 |
| at Marist | 12/20/2021 | 49-61 L | 3-1-0 | 11-1-0 | 12-1-1 | 5-6-2 | 0-0-0 | 2-1-0 | DNP | 7-7-7 | 0-0-0 | 4-5-2 | 5-1-0 |
| at Fairfield | 12/30/2021 | 52-69 L | 0-0-1 | 10-3-0 | 4-2-0 | 6-5-2 | 0-0-0 | 2-0-0 | DNP | 12-4-4 | 2-1-1 | 10-4-1 | 4-0-0 |
| Siena | 01/10/2022 | 51-56 L | 0-0-0 | 14-5-2 | 2-0-0 | 0-2-0 | DNP | 3-3-2 | DNP | 11-6-3 | 2-0-1 | 6-7-2 | 6-4-1 |
| at Manhattan | 01/13/2022 | 59-64 L | DNP | 6-1-3 | 12-3-5 | 2-2-1 | DNP | 4-2-3 | DNP | 12-4-1 | DNP | 18-8-1 | 2-4-0 |
| Quinnipiac | 01/15/2022 | 52-47 W | DNP | 14-2-1 | 6-1-0 | 0-3-1 | DNP | 3-1-0 | DNP | 14-6-2 | DNP | 12-10-2 | 3-3-1 |
| Marist | 01/20/2022 | 49-41 W | 0-6-2 | 11-4-0 | 0-5-1 | 2-3-0 | DNP | 2-1-1 | DNP | 15-9-4 | DNP | 8-10-4 | 11-2-1 |
| at Saint Peter's | 01/22/2022 | 53-54 L | 0-0-0 | 2-4-2 | 9-3-1 | 0-1-0 | DNP | 15-9-0 | DNP | 18-5-3 | DNP | 6-8-4 | 3-0-0 |
| Manhattan | 01/27/2022 | 69-71 L | 1-1-1 | 23-4-4 | 16-6-3 | 0-0-0 | DNP | 4-5-3 | DNP | 7-6-4 | DNP | 18-6-4 | 0-0-1 |
| at Rider | 01/29/2022 | 63-40 W | 6-1-0 | 5-4-0 | 4-1-0 | 10-1-1 | 0-1-0 | 6-4-0 | 0-1-0 | 13-5-7 | DNP | 13-9-4 | 3-1-1 |
| Canisius | 02/03/2022 | 66-55 W | DNP | 8-6-2 | 10-1-2 | 15-3-4 | DNP | 2-0-1 | DNP | 2-4-5 | DNP | 24-15-3 | 0-0-0 |
| at Siena | 02/05/2022 | 64-57 W | 0-1-1 | 13-0-0 | 13-2-1 | 6-5-2 | DNP | 4-7-0 | DNP | 23-8-0 | DNP | 5-9-2 | 0-0-1 |
| Fairfield | 02/10/2022 | 29-54 L | 0-3-0 | 12-3-1 | 3-4-0 | 6-1-0 | 1-2-3 | 4-4-1 | 0-1-0 | 0-5-0 | DNP | DNP | 3-1-2 |
| at Quinnipiac | 02/12/2022 | 49-78 L | 0-0-0 | 10-1-0 | 4-2-1 | 2-2-3 | 2-3-1 | 10-4-0 | 2-0-1 | 14-6-4 | DNP | DNP | 5-1-0 |
| Niagara | 02/17/2022 | 45-59 L | 4-1-0 | 13-8-1 | 5-4-0 | 4-3-1 | DNP | 4-3-1 | 0-0-0 | 9-2-6 | DNP | 2-9-2 | 0-0-0 |
| Saint Peter's | 02/19/2022 | 63-44 W | 0-2-1 | 3-2-0 | 7-1-2 | 12-2-4 | DNP | 4-3-2 | DNP | 7-7-4 | DNP | 21-10-6 | 6-1-0 |
| Rider | 02/24/2022 | 65-58 W | 0-1-0 | 15-2-0 | 10-6-2 | 4-5-2 | DNP | 3-2-1 | DNP | 17-7-4 | DNP | 14-13-3 | 2-0-0 |
| at Monmouth | 02/26/2022 | 69-65 W | DNP | 8-1-0 | 15-1-2 | 11-4-4 | DNP | 4-1-0 | DNP | 19-9-5 | DNP | 10-9-4 | 0-1-0 |
| at Niagara | 03/03/2022 | 50-66 Lot | 0-0-0 | 4-6-3 | 2-4-6 | 6-4-2 | DNP | 0-1-1 | DNP | 8-3-1 | DNP | 22-11-3 | 0-0-0 |
| at Canisius | 03/05/2022 | 62-71 L | 0-0-0 | 0-0-0 | 10-3-0 | 6-6-1 | DNP | 6-4-0 | 0-0-0 | 30-7-1 | DNP | 6-12-2 | 4-1-1 |

| Opponent | Date | Score | 34 CENIS,MARI | 35 ROGERS,JES |
|------------------|------------|-----------|------------------|------------------|
| at Bryant | 11/09/2021 | 60-56 W | 7-0-0 | DNP |
| Winthrop | 11/13/2021 | 67-45 W | 0-0-0 | 0-0-0 |
| at Massachusetts | 11/16/2021 | 56-79 L | 1-1-2 | 3-0-0 |
| Stony Brook | 11/20/2021 | 46-53 L | 0-0-0 | DNP |
| Bucknell | 11/23/2021 | 48-55 L | 0-0-0 | DNP |
| Monmouth | 12/18/2021 | 55-64 L | 2-3-0 | DNP |
| at Marist | 12/20/2021 | 49-61 L | 0-0-0 | DNP |
| at Fairfield | 12/30/2021 | 52-69 L | 2-0-0 | DNP |
| Siena | 01/10/2022 | 51-56 L | 7-2-3 | DNP |
| at Manhattan | 01/13/2022 | 59-64 L | 3-3-1 | DNP |
| Quinnipiac | 01/15/2022 | 52-47 W | 0-0-2 | DNP |
| Marist | 01/20/2022 | 49-41 W | 0-0-1 | DNP |
| at Saint Peter's | 01/22/2022 | 53-54 L | 0-1-0 | DNP |
| Manhattan | 01/27/2022 | 69-71 L | 0-0-0 | DNP |
| at Rider | 01/29/2022 | 63-40 W | 3-3-0 | DNP |
| Canisius | 02/03/2022 | 66-55 W | 5-2-2 | DNP |
| at Siena | 02/05/2022 | 64-57 W | 0-2-1 | DNP |
| Fairfield | 02/10/2022 | 29-54 L | 0-1-1 | 0-0-0 |
| at Quinnipiac | 02/12/2022 | 49-78 L | 0-0-0 | 0-0-0 |
| Niagara | 02/17/2022 | 45-59 L | 4-0-4 | DNP |
| Saint Peter's | 02/19/2022 | 63-44 W | 0-0-0 | 3-0-0 |
| Rider | 02/24/2022 | 65-58 W | 0-1-0 | DNP |
| at Monmouth | 02/26/2022 | 69-65 W | 2-1-0 | DNP |
| at Niagara | 03/03/2022 | 50-66 Lot | 8-3-3 | DNP |
| at Canisius | 03/05/2022 | 62-71 L | 0-0-0 | 0-0-0 |

2021-22 IONA CATEGORY LEADERS

Points

| ## | Player | G | Pts | Pts/G |
|----|----------------------|----|-----|-------|
| 22 | Camilion, Juana | 25 | 319 | 12.8 |
| 30 | Athias, Ketsia | 23 | 264 | 11.5 |
| 2 | Vezaldenos, Olivia | 25 | 223 | 8.9 |
| 5 | Mwai, Shyan | 25 | 177 | 7.1 |
| 12 | Lipinski, Izzy | 25 | 120 | 4.8 |
| 10 | Hodge-Carr, Thoranna | 25 | 111 | 4.4 |
| 32 | Gomez, Judith | 25 | 74 | 3.0 |
| 34 | Cenis, Marina | 25 | 44 | 1.8 |
| 1 | Benn, Jazz | 21 | 26 | 1.2 |
| 23 | Meijer, Anouschka | 9 | 9 | 1.0 |
| 11 | Weekes, Paulla | 9 | 9 | 1.0 |
| 13 | Becerra Perez, Lucia | 11 | 9 | 0.8 |
| 35 | Rogers, Jessica | 6 | 6 | 1.0 |

Scoring Average

| ## | Player | G | Pts | Pts/G |
|----|----------------------|----|-----|-------|
| 22 | Camilion, Juana | 25 | 319 | 12.8 |
| 30 | Athias, Ketsia | 23 | 264 | 11.5 |
| 2 | Vezaldenos, Olivia | 25 | 223 | 8.9 |
| 5 | Mwai, Shyan | 25 | 177 | 7.1 |
| 12 | Lipinski, Izzy | 25 | 120 | 4.8 |
| 10 | Hodge-Carr, Thoranna | 25 | 111 | 4.4 |
| 32 | Gomez, Judith | 25 | 74 | 3.0 |
| 34 | Cenis, Marina | 25 | 44 | 1.8 |
| 1 | Benn, Jazz | 21 | 26 | 1.2 |
| 35 | Rogers, Jessica | 6 | 6 | 1.0 |
| 23 | Meijer, Anouschka | 9 | 9 | 1.0 |
| 11 | Weekes, Paulla | 9 | 9 | 1.0 |
| 13 | Becerra Perez, Lucia | 11 | 9 | 0.8 |

Field Goal Percentage

| ## | Player | FG | Att | Pct |
|----|----------------------|-----|-----|------|
| 11 | Weekes, Paulla | 3 | 5 | .600 |
| 30 | Athias, Ketsia | 124 | 215 | .577 |
| 13 | Becerra Perez, Lucia | 4 | 8 | .500 |
| 10 | Hodge-Carr, Thoranna | 49 | 105 | .467 |
| 12 | Lipinski, Izzy | 45 | 100 | .450 |
| 22 | Camilion, Juana | 121 | 302 | .401 |
| 34 | Cenis, Marina | 16 | 40 | .400 |
| 35 | Rogers, Jessica | 2 | 5 | .400 |
| 2 | Vezaldenos, Olivia | 78 | 221 | .353 |
| 1 | Benn, Jazz | 10 | 30 | .333 |
| 5 | Mwai, Shyan | 65 | 201 | .323 |
| 32 | Gomez, Judith | 27 | 84 | .321 |
| 23 | Meijer, Anouschka | 4 | 20 | .200 |

Field Goal Attempts

| ## | Player | G | Att | Att/G |
|----|----------------------|----|-----|-------|
| 22 | Camilion, Juana | 25 | 302 | 12.1 |
| 2 | Vezaldenos, Olivia | 25 | 221 | 8.8 |
| 30 | Athias, Ketsia | 23 | 215 | 9.3 |
| 5 | Mwai, Shyan | 25 | 201 | 8.0 |
| 10 | Hodge-Carr, Thoranna | 25 | 105 | 4.2 |

Field Goals Made

| ## | Player | G | Made | Made/G |
|----|----------------------|----|------|--------|
| 30 | Athias, Ketsia | 23 | 124 | 5.4 |
| 22 | Camilion, Juana | 25 | 121 | 4.8 |
| 2 | Vezaldenos, Olivia | 25 | 78 | 3.1 |
| 5 | Mwai, Shyan | 25 | 65 | 2.6 |
| 10 | Hodge-Carr, Thoranna | 25 | 49 | 2.0 |

2021-22 IONA SINGLE-GAME SUPERLATIVES

| Team Superlatives | IONA HIGH | IONA LOW | OPPONENT HIGH | OPPONENT LOW |
|--------------------|------------------------------------|---------------------------------|--|----------------------------------|
| Points | 69 (2x), at Monmouth (Feb. 26) | 29, vs. Fairfield (Feb. 10) | 79, at UMass (Nov. 16) | 40, at Rider (Jan. 29) |
| Victory Margin | 23, at Rider (Jan. 29) | 4 (2x), at Monmouth (Feb. 26) | 29, at Quinnipiac (Feb. 12) | 1, at Saint Peter's (Jan. 22) |
| Field Goals Made | 29, vs. Canisius (Feb. 3) | 11, vs. Fairfield (Feb. 10) | 34, at Quinnipiac (Feb. 12) | 12, vs. Marist (Jan. 20) |
| Field Goals Att. | 65, at Canisius (Mar. 5) | 42, vs. Quinnipiac (Jan. 15) | 74, at Niagara (Mar. 3) | 34, vs. Bucknell (Nov. 23) |
| Field Goal Pct. | 54.7%, vs. Canisius (Feb. 3) | 23.4%, vs. Fairfield (Feb. 10) | 58.2%, at UMass (Nov. 16) | 24.0%, vs. Marist (Jan. 20) |
| 3-Pt FG Made | 11, vs. Manhattan (Jan. 27) | 0, at Niagara (Mar. 3) | 10, vs. Canisius (Feb. 3) | 0, vs. Winthrop (Nov. 13) |
| 3-Pt FG Attempted | 29, vs. Stony Brook (Nov. 20) | 11 (3x), at Niagara (Mar. 3) | 25, vs. Canisius (Feb. 3) | 10, vs. Bucknell (Nov. 23) |
| 3-Pt FG% | 52.4%, vs. Manhattan (Jan. 27) | 0.0%, at Niagara (Mar. 3) | 50.0% (2x), at Saint Peter's (Jan. 22) | 0.0%, vs. Winthrop (Nov. 13) |
| Free Throws Made | 16, vs. Rider (Feb. 24) | 0, at Niagara (Mar. 3) | 22, vs. Bucknell (Nov. 23) | 3, vs. Canisius (Feb. 3) |
| Free Throws Att. | 24, vs. Rider (Feb. 24) | 2, vs. Niagara (Feb. 17) | 30, vs. Manhattan (Jan. 27) | 3, vs. Canisius (Feb. 3) |
| Free Throw % | 100.0% (2x), vs. Niagara (Feb. 17) | 0.0%, at Niagara (Mar. 3) | 100.0%, vs. Canisius (Feb. 3) | 50.0% (2x), vs. Rider (Feb. 24) |
| Offensive Rebounds | 17, vs. Marist (Jan. 20) | 2, at Niagara (Mar. 3) | 19 (2x), at Niagara (Mar. 3) | 1, vs. Bucknell (Nov. 23) |
| Defensive Rebounds | 31, vs. Rider (Feb. 24) | 14, at UMass (Nov. 16) | 34, vs. Stony Brook (Nov. 20) | 17 (2x), at Quinnipiac (Jan. 15) |
| Rebounds | 46, vs. Marist (Jan. 20) | 22, at UMass (Nov. 16) | 46, at Quinnipiac (Feb. 12) | 25, vs. Winthrop (Nov. 13) |
| Assists | 20, vs. Manhattan (Jan. 27) | 5, at Canisius (Mar. 5) | 25, at UMass (Nov. 16) | 7, vs. Marist (Jan. 20) |
| Turnovers | 39, at Niagara (Mar. 3) | 7, vs. Rider (Feb. 24) | 32, at Bryant (Nov. 9) | 11, vs. Fairfield (Feb. 10) |
| Steals | 15, at Bryant (Nov. 9) | 2, at Canisius (Mar. 5) | 21, at Niagara (Mar. 3) | 2, vs. Saint Peter's (Feb. 19) |
| Blocked Shots | 8, at Monmouth (Feb. 26) | 0 (3x), vs. Fairfield (Feb. 10) | 8, vs. Fairfield (Feb. 10) | 0 (3x), at Canisius (Mar. 5) |
| Fouls | 24, vs. Bucknell (Nov. 23) | 8, vs. Canisius (Feb. 3) | 24, vs. Winthrop (Nov. 13) | 10, at Marist (Dec. 20) |

2021-22 IONA SCHEDULE/RESULTS & LEADERS



2021-22 Iona Women's Basketball Season Schedule/Results & Leaders All games

Page 1/1
as of Mar 07, 2022

Game Records

| Record | Overall | Home | Away | Neutral |
|----------------|---------|------|------|---------|
| ALL GAMES | 10-15 | 6-7 | 4-8 | 0-0 |
| CONFERENCE | 8-12 | 5-5 | 3-7 | 0-0 |
| NON-CONFERENCE | 2-3 | 1-2 | 1-1 | 0-0 |

Team Results

| Date | Opponent | | Score | Att. | High Points | High Rebounds |
|------------|------------------|-----|-------|------|-------------------------|--------------------------|
| 11/09/2021 | at Bryant | W | 60-56 | 130 | (15) CAMILION, Juana | (5) CAMILION, Juana |
| 11/13/2021 | Winthrop | W | 67-45 | 2259 | (15) CAMILION, Juana | (7) ATHIAS, Ketsia |
| 11/16/2021 | at Massachusetts | L | 56-79 | 612 | (14) ATHIAS, Ketsia | (4) CAMILION, Juana |
| | | | | | | (4) ATHIAS, Ketsia |
| 11/20/2021 | Stony Brook | L | 46-53 | 283 | (14) CAMILION, Juana | (10) CAMILION, Juana |
| 11/23/2021 | Bucknell | L | 48-55 | 412 | (11) VEZALDENOS, Olivia | (4) LIPINSKI, Izzy |
| | | | | | | (4) ATHIAS, Ketsia |
| 12/18/2021 | Monmouth | L | 55-64 | 287 | (20) ATHIAS, Ketsia | (10) ATHIAS, Ketsia |
| 12/20/2021 | at Marist | L | 49-61 | 1018 | (12) MWAI, Shyan | (7) CAMILION, Juana |
| 12/30/2021 | at Fairfield | L | 52-69 | 351 | (12) CAMILION, Juana | (5) HODGE-CARR, Thoranna |
| 01/10/2022 | Siena | L | 51-56 | 346 | (14) VEZALDENOS, Olivia | (7) ATHIAS, Ketsia |
| 01/13/2022 | at Manhattan | L | 59-64 | 100 | (18) ATHIAS, Ketsia | (8) ATHIAS, Ketsia |
| 01/15/2022 | Quinnipiac | W | 52-47 | 439 | (14) CAMILION, Juana | (10) ATHIAS, Ketsia |
| | | | | | (14) VEZALDENOS, Olivia | |
| 01/20/2022 | Marist | W | 49-41 | 527 | (15) CAMILION, Juana | (10) ATHIAS, Ketsia |
| 01/22/2022 | at Saint Peter's | L | 53-54 | 260 | (18) CAMILION, Juana | (9) LIPINSKI, Izzy |
| 01/27/2022 | Manhattan | L | 69-71 | 617 | (23) VEZALDENOS, Olivia | (6) MWAI, Shyan |
| | | | | | | (6) CAMILION, Juana |
| | | | | | | (6) ATHIAS, Ketsia |
| 01/29/2022 | at Rider | W | 63-40 | 503 | (13) CAMILION, Juana | (9) ATHIAS, Ketsia |
| | | | | | (13) ATHIAS, Ketsia | |
| 02/03/2022 | Canisius | W | 66-55 | 237 | (24) ATHIAS, Ketsia | (15) ATHIAS, Ketsia |
| 02/05/2022 | at Siena | W | 64-57 | 723 | (23) CAMILION, Juana | (9) ATHIAS, Ketsia |
| 02/10/2022 | Fairfield | L | 29-54 | 537 | (12) VEZALDENOS, Olivia | (5) CAMILION, Juana |
| 02/12/2022 | at Quinnipiac | L | 49-78 | 468 | (14) CAMILION, Juana | (6) CAMILION, Juana |
| 02/17/2022 | Niagara | L | 45-59 | 407 | (13) VEZALDENOS, Olivia | (9) ATHIAS, Ketsia |
| 02/19/2022 | Saint Peter's | W | 63-44 | 543 | (21) ATHIAS, Ketsia | (10) ATHIAS, Ketsia |
| 02/24/2022 | Rider | W | 65-58 | 441 | (17) CAMILION, Juana | (13) ATHIAS, Ketsia |
| 02/26/2022 | at Monmouth | W | 69-65 | 486 | (19) CAMILION, Juana | (9) CAMILION, Juana |
| | | | | | | (9) ATHIAS, Ketsia |
| 03/03/2022 | at Niagara | Lot | 50-66 | 582 | (22) ATHIAS, Ketsia | (11) ATHIAS, Ketsia |
| 03/05/2022 | at Canisius | L | 62-71 | 0 | (30) CAMILION, Juana | (12) ATHIAS, Ketsia |

Attendance Summary

| | Games | Attend | Avg/Game |
|--------------|-----------|--------------|------------|
| Home | 13 | 7335 | 564 |
| Away | 12 | 5233 | 436 |
| Neutral | 0 | 0 | 0 |
| Total | 25 | 12568 | 503 |



1 • JAZMIN BENN

GRADUATE STUDENT • GUARD/FORWARD • 5-9 • WOODLAND HILLS, CA

1.2 PPG, 1.1 RPG, 0.4 APG, 33.3 FG%, 26.7 3FG%, 33.3 FT%, 10.3 MIN/G

Before Iona (Biola)

- Appeared in 92 games during her four-year career at Biola, making 82 starts
- 2x All-PacWest selection at Biola
- Played in 26 games in her true freshman season. Scored at least 10 points in half of her games and her 84 field goals made were second most on the team
- Played in and started all 28 games as a sophomore,
- leading the team in minutes played, points, field goals made and three-pointers made
- Scored in double figures 18 times and averaged a team-leading 31.9 minutes per game as a junior
- In nine-game, conference-only season in 2020-21, Benn averaged 11.8 points per game and shot 42.7%.
- Served as SAAC President at Biola (2019-20)
- Dean's List honoree (2019-2021)

SEASON HIGHS

Points.....6 (2x), at RID (1/29/22)
Rebounds.....6, vs. MAR (1/20/22)
Field Goals.....3, at RID (1/29/22)
3PT Field Goals.....2, at UMass (11/16/21)
Free Throws.....1, vs. BUCK (11/23/21)
Assists.....2 (2x), vs. MAR (1/20/22)
Blocks.....0
Steals.....1 (2x), at MAR (12/20/21)
Minutes.....21, vs. SBU (11/20/21)

CAREER HIGHS

Points.....6 (2x), at RID (1/29/22)
Rebounds.....6, vs. MAR (1/20/22)
Field Goals.....3, at RID (1/29/22)
3PT Field Goals.....2, at UMass (11/16/21)
Free Throws.....1, vs. BUCK (11/23/21)
Assists.....2 (2x), vs. MAR (1/20/22)
Blocks.....0
Steals.....1 (2x), at MAR (12/20/21)
Minutes.....21, vs. SBU (11/20/21)

SUPERLATIVES SEASON CAREER

| | SEASON | CAREER |
|-----------------|--------|--------|
| 10+ points | - | - |
| 20+ points | - | - |
| 30+ points | - | - |
| 5+ rebounds | 1 | 1 |
| 10+ rebounds | - | - |
| 5+ assists | - | - |
| 10+ assists | - | - |
| Double-doubles | - | - |
| Led in points | - | - |
| Led in rebounds | - | - |
| Led in assists | - | - |
| Led in blocks | - | - |
| Led in steals | - | - |

AWARDS

DOUBLE-DIGIT EFFORTS

| YEAR | 2018-19 | 2019-20 | 2020-21 | 2021-22 | Total |
|----------|---------|---------|---------|---------|-------|
| Points | - | - | - | - | 0 |
| Rebounds | - | - | - | - | 0 |
| Assists | - | - | - | - | 0 |



2 • OLIVIA VEZALDENOS

GRADUATE STUDENT • GUARD • 5-7 • MANTECA, CA

8.9 PPG, 2.7 RPG, 1.0 APG, 35.3 FG%, 30.4 3FG%, 69.2 FT%, 28.6 MIN/G

2020-21 Highlights

- Appeared in all 15 contests, making one start
- Averaged 9.8 ppg and 3.1 rpg across 24.9 mpg. Shot 36.7% from the floor and 34.9% from three
- 37 made three pointers was a team high and fourth in the MAAC. Averaged 2.5 made three pointers per game (2nd in MAAC) and her 34.9% mark from three was third best in the league.
- Scored a season high 25 points in win at Niagara (Jan. 1).
- Was one of 10 players in the conference to score 25 or more points in a game
- Reached double-digit points in eight contests and eclipsed 20 points in two games
- Hit a three-pointer in 13 of 15 appearances
- Seven three-pointers made at Niagara (Jan. 1) matched a program record for a single game
- Made 12/13 FTs in win over Sacred Heart, the third-most makes from the line in a single game in program history

SEASON HIGHS

Points.....23, vs. MAN (1/27/22)
Rebounds.....8, vs. NIA (2/17/22)
Field Goals.....7, vs. MAN (1/27/22)
3PT Field Goals.....6, vs. MAN (1/27/22)
Free Throws.....3 (3x), vs. MAN (1/27/22)
Assists.....4, vs. MAN (1/27/22)
Blocks.....1 (2x), at NIA (3/3/22)
Steals.....3 (2x), vs. SIE (1/10/22)
Minutes.....41, at NIA (3/3/22)

CAREER HIGHS

Points.....25, at NIAG (1/1/21)
Rebounds.....8, vs. NIA (2/17/22)
Field Goals.....9, at NIAG (1/1/21)
3PT Field Goals.....7, at NIAG (1/1/21)
Free Throws.....12, vs. SHU (12/22/20)
Assists.....3, at MAN (1/13/22)
Blocks.....1 (3x), at NIA (3/3/22)
Steals.....3 (2x), vs. SIE (1/10/22)
Minutes.....41, at NIA (3/3/22)

SUPERLATIVES SEASON CAREER

| | SEASON | CAREER |
|-----------------|--------|--------|
| 10+ points | 13 | 21 |
| 20+ points | 1 | 3 |
| 30+ points | - | - |
| 5+ rebounds | 3 | 4 |
| 10+ rebounds | - | - |
| 5+ assists | - | - |
| 10+ assists | - | - |
| Double-doubles | - | - |
| Led in points | 6 | 10 |
| Led in rebounds | - | - |
| Led in assists | 1 | 1 |
| Led in blocks | - | 1 |
| Led in steals | 1 | 1 |

AWARDS

DOUBLE-DIGIT EFFORTS

| YEAR | 2017-18 | 2018-19 | 2019-20 | 2020-21 | Total |
|----------|---------|---------|---------|----------|-------|
| Points | - | - | 8 (5-3) | 13 (5-8) | 21 |
| Rebounds | - | - | - | - | 0 |
| Assists | - | - | - | - | 0 |



3 • ADDY SALZER

FRESHMAN • GUARD • 5-11 • SAINT BONIFACIUS, MN

--- PPG, --- RPG, --- APG, --- FG%, --- 3FG%, --- FT%, --- MIN/G

Before Iona

- Attended Waconia HS and played AAU basketball with 43 Hoops
- Helped Waconia to first AAA State Tournament appearance in school history
- All-Conference
- All-State Honorable Mention

SEASON HIGHS

| | |
|----------------------|---|
| Points..... | 0 |
| Rebounds..... | 0 |
| Field Goals..... | 0 |
| 3PT Field Goals..... | 0 |
| Free Throws..... | 0 |
| Assists..... | 0 |
| Blocks..... | 0 |
| Steals..... | 0 |
| Minutes..... | 0 |

CAREER HIGHS

| | |
|----------------------|---|
| Points..... | 0 |
| Rebounds..... | 0 |
| Field Goals..... | 0 |
| 3PT Field Goals..... | 0 |
| Free Throws..... | 0 |
| Assists..... | 0 |
| Blocks..... | 0 |
| Steals..... | 0 |
| Minutes..... | 0 |

SUPERLATIVES SEASON CAREER

| | | |
|-----------------|---|---|
| 10+ points | - | - |
| 20+ points | - | - |
| 30+ points | - | - |
| 5+ rebounds | - | - |
| 10+ rebounds | - | - |
| 5+ assists | - | - |
| 10+ assists | - | - |
| Double-doubles | - | - |
| Led in points | - | - |
| Led in rebounds | - | - |
| Led in assists | - | - |
| Led in blocks | - | - |
| Led in steals | - | - |

AWARDS

DOUBLE-DIGIT EFFORTS

| YEAR | 2018-19 | 2019-20 | 2020-21 | 2021-22 | Total |
|----------|---------|---------|---------|---------|-------|
| Points | - | - | - | - | 0 |
| Rebounds | - | - | - | - | 0 |
| Assists | - | - | - | - | 0 |



5 • SHYAN MWAI

SENIOR • GUARD • 5-6 • LOWELL, MA

7.1 PPG, 2.4 RPG, 1.6 APG, 32.3 FG%, 20.2 3FG%, 74.4 FT%, 26.9 MIN/G

2020-21 Highlights

- Played in all 15 contests, making one start
- Averaged 6.0 ppg and 1.8 rpg across 22.7 mpg
- Scored in double figures in three contests, including a season-high 13 points vs. Fairfield (Feb. 17)
- Hit a three-pointer in 10 of 15 games, including a stretch of seven straight games with at least one made three
- Matched a career best with three assists at Manhattan

2019-20 Highlights

- Played in all 30 games, making 12 starts
- Scored new career-high 22 points in season-opening win at Winthrop (Nov. 9)
- Reached the 20-point plateau in three contests
- Averaged 8.8 ppg and 2.1 rpg across 29.1 mpg
- Also set new career-highs in rebounds (7, vs. FFD), three-pointers (6, at WIN) and free throws (6, vs. SPU)

SEASON HIGHS

| | |
|----------------------|---------------------------|
| Points..... | 16, vs. MAN (1/27/22) |
| Rebounds..... | 6 (2x), vs. RID (2/24/22) |
| Field Goals..... | 6 (2x), at MON (2/26/22) |
| 3PT Field Goals..... | 4, vs. MAN (1/27/22) |
| Free Throws..... | 4 (3x), at SIE (2/5/22) |
| Assists..... | 6, at NIA (3/3/22) |
| Blocks..... | 1 (8x), at MON (2/26/22) |
| Steals..... | 3, at MAN (1/13/22) |
| Minutes..... | 39, at NIA (3/3/22) |

CAREER HIGHS

| | |
|----------------------|---------------------------|
| Points..... | 22, at WIN (11/9/19) |
| Rebounds..... | 7, vs. FFD (1/18/20) |
| Field Goals..... | 9, at SIE (3/7/19) |
| 3PT Field Goals..... | 6, at WIN (11/9/19) |
| Free Throws..... | 6, vs. SPU (1/20/20) |
| Assists..... | 6, at NIA (3/3/22) |
| Blocks..... | 1 (13x), at MON (2/26/22) |
| Steals..... | 3 (3x), at MAN (1/13/22) |
| Minutes..... | 40, vs. GW (11/18/18) |

SUPERLATIVES SEASON CAREER

| | | |
|-----------------|----|----|
| 10+ points | 10 | 30 |
| 20+ points | - | 3 |
| 30+ points | - | - |
| 5+ rebounds | 2 | 4 |
| 10+ rebounds | - | - |
| 5+ assists | 2 | 2 |
| 10+ assists | - | - |
| Double-doubles | - | - |
| Led in points | 2 | 13 |
| Led in rebounds | 1 | 4 |
| Led in assists | 3 | 11 |
| Led in blocks | 3 | 6 |
| Led in steals | 2 | 10 |

AWARDS

DOUBLE-DIGIT EFFORTS

| YEAR | 2018-19 | 2019-20 | 2020-21 | 2021-22 | Total |
|----------|---------|----------|---------|----------|-------|
| Points | 7 (2-5) | 10 (4-6) | 3 (1-2) | 10 (6-4) | 30 |
| Rebounds | - | - | - | - | 0 |
| Assists | - | - | - | - | 0 |



10 • THORANNA HODGE-CARR

SOPHOMORE • GUARD • 5-8 • KEFLAVIK, ICELAND

4.4 PPG, 2.6 RPG, 1.4 APG, 46.7 FG%, 75.0 3FG%, 43.8 FT%, 18.4 MIN/G

2020-21 Highlights

- Played in 14 games, making eight starts
- Averaged 2.4 ppg and 2.2 rpg across 10.5 mpg
- Scored a career-high 11 points at Monmouth (Mar. 5)
- Pulled down a season-best 7 rebounds vs. Bryant (Dec. 4) and dished out a season-high two assists at Niagara (Jan. 2)

Pre-Iona Highlights

- Selected to play with the Icelandic National Youth Team every year since 2014
- National Champion with the Keflavík women's team in 2017 and her squad added Cup championships in 2017 and 2018
- Averaged 9.4 PPG, 5.5 RPG, 2.7 APG and 2.0 SPG with her club team in Keflavík during the 2019-20 campaign

SEASON HIGHS

Points.....15, vs. CAN (2/3/22)
Rebounds.....6 (2x), at CAN (3/5/22)
Field Goals.....7, vs. CAN (2/3/22)
3PT Field Goals.....2, vs. SPU (2/19/22)
Free Throws.....2 (2x), vs. FFD (2/10/22)
Assists.....4 (3x), at MON (2/26/22)
Blocks.....0
Steals.....4 (2x), vs. SPU (2/19/22)
Minutes.....35, at NIA (3/3/22)

CAREER HIGHS

Points.....15, vs. CAN (2/3/22)
Rebounds.....7, vs. BRY (12/4/20)
Field Goals.....7, vs. CAN (2/3/22)
3PT Field Goals.....2, vs. SPU (2/19/22)
Free Throws.....2 (6x), vs. FFD (2/10/22)
Assists.....4 (3x), at MON (2/26/22)
Blocks.....1, at MAN (2/13/21)
Steals.....4 (2x), vs. SPU (2/19/22)
Minutes.....35, at NIA (3/3/22)

SUPERLATIVES SEASON CAREER

| | SEASON | CAREER |
|-----------------|--------|--------|
| 10+ points | 4 | 5 |
| 20+ points | - | - |
| 30+ points | - | - |
| 5+ rebounds | 4 | 5 |
| 10+ rebounds | - | - |
| 5+ assists | - | - |
| 10+ assists | - | - |
| Double-doubles | - | - |
| Led in points | - | - |
| Led in rebounds | 1 | 2 |
| Led in assists | 1 | 1 |
| Led in blocks | - | 1 |
| Led in steals | 4 | 4 |

AWARDS

DOUBLE-DIGIT EFFORTS

| YEAR | 2018-19 | 2019-20 | 2020-21 | 2021-22 | Total |
|----------|---------|---------|---------|---------|-------|
| Points | - | - | 1 (1-0) | 4 (4-0) | 5 |
| Rebounds | - | - | - | - | 0 |
| Assists | - | - | - | - | 0 |



11 • PAULLA WEEKES

RS JUNIOR • FORWARD • 5-10 • TORONTO, ONTARIO

1.0 PPG, 1.7 RPG, 0.7 APG, 60.0 FG%, --- 3FG%, 60.0 FT%, 8.0 MIN/G

2020-21 Highlights

- MAAC All-Academic Team selection
- Preseason All-MAAC Third Team honoree
- Appeared in all 15 games, making 11 starts
- Averaged 5.9 ppg and 4.6 rpg across 26.8 mpg
- Scored new career-high 15 points vs. Saint Peter's (Dec. 12)
- Also set or matched career-bests in field goals made

- (6, at Niagara), free throws made (5, vs. Saint Peter's) assists (4, at Niagara), blocks (1, at Niagara) and steals (5, at Niagara)
- Registered double-doubles vs. Saint Peter's (Dec. 13) and at Niagara (Jan. 1)

SEASON HIGHS

Points.....3, at UMass (11/16/21)
Rebounds.....5, vs. WIN (11/13/21)
Field Goals.....1 (3x), at QUI (2/12/22)
3PT Field Goals.....0
Free Throws.....1 (3x), vs. FFD (2/10/22)
Assists.....3, vs. FFD (2/10/22)
Blocks.....1, vs. WIN (11/13/21)
Steals.....3, at QUI (2/12/22)
Minutes.....14, vs. WIN (11/13/21)

CAREER HIGHS

Points.....15, vs. SPU (12/12/20)
Rebounds.....14, vs. QUI (2/1/20)
Field Goals.....6 (2x), at NIAG (1/1/21)
3PT Field Goals.....3, at NIAG (2/8/20)
Free Throws.....5, vs. SPU (12/12/20)
Assists.....4 (3x), at NIAG (1/1/21)
Blocks.....1 (5x), vs. WIN (11/13/21)
Steals.....5, at NIAG (1/1/21)
Minutes.....40 (2x), vs. SPU (12/12/20)

SUPERLATIVES SEASON CAREER

| | SEASON | CAREER |
|-----------------|--------|--------|
| 10+ points | - | 7 |
| 20+ points | - | - |
| 30+ points | - | - |
| 5+ rebounds | - | 15 |
| 10+ rebounds | - | 4 |
| 5+ assists | - | - |
| 10+ assists | - | - |
| Double-doubles | - | 3 |
| Led in points | - | 3 |
| Led in rebounds | - | 10 |
| Led in assists | 1 | 5 |
| Led in blocks | 1 | 4 |
| Led in steals | - | 6 |

AWARDS

DOUBLE-DIGIT EFFORTS

| YEAR | 2018-19 | 2019-20 | 2020-21 | 2021-22 | Total |
|----------|---------|---------|---------|---------|-------|
| Points | - | 4 (2-2) | 4 (2-2) | - | 8 |
| Rebounds | - | 2 (1-1) | 2 (1-1) | - | 4 |
| Assists | - | - | - | - | 0 |



12 • ISABELLE LIPINSKI

JUNIOR • FORWARD • 6-2 • FARMINGTON, CT

4.8 PPG, 3.0 RPG, 0.9 APG, 45.0 FG%, 0.0 3FG%, 57.7 FT%, 13.2 MIN/G

Before Iona (Franklin Pierce)

- Appeared in 52 games, making 51 starts across two seasons at Franklin Pierce, averaging 14.0 ppg, 7.9 rpg and 1.7 spg
- Two-time NE-10 Conference Rookie of the Week honoree
- 2018-19 NE-10 Conference All-Rookie Team honoree
- 2019-20 NE-10 Conference Second Team honoree
- One-time NE-10 Conference All-Academic Team selection
- One-time CoSIDA Academic All-District I First Team selection
- Led her team in rebounds per game (7.8), field goal percentage

(46.2), steals per game (1.5) and blocks per game (1.0) as a rookie

Averaged a team-leading 15.9 points per game, 7.9 rebounds per game, 1.8 steals per game, 1.0 blocks per game and shot a team-best 56.2% from the field in 2019-20

SEASON HIGHS

Points..... 15, at SPU (1/22/22)
Rebounds..... 9, at SPU (1/22/22)
Field Goals..... 6, at SPU (1/22/22)
3PT Field Goals..... 0
Free Throws..... 7, at UMass (11/16/21)
Assists..... 4, at UMass (11/16/21)
Blocks..... 2, vs. MAN (1/27/22)
Steals..... 2 (3x), at SPU (1/22/22)
Minutes..... 25, at SPU (1/22/22)

CAREER HIGHS

Points..... 15, at SPU (1/22/22)
Rebounds..... 9, at SPU (1/22/22)
Field Goals..... 6, at SPU (1/22/22)
3PT Field Goals..... 0
Free Throws..... 7, at UMass (11/16/21)
Assists..... 4, at UMass (11/16/21)
Blocks..... 2, vs. MAN (1/27/22)
Steals..... 2 (3x), at SPU (1/22/22)
Minutes..... 25, at SPU (1/22/22)

SUPERLATIVES SEASON CAREER

| | | |
|-----------------|---|---|
| 10+ points | 4 | 4 |
| 20+ points | - | - |
| 30+ points | - | - |
| 5+ rebounds | 4 | 4 |
| 10+ rebounds | - | - |
| 5+ assists | - | - |
| 10+ assists | - | - |
| Double-doubles | - | - |
| Led in points | - | - |
| Led in rebounds | 2 | 2 |
| Led in assists | 1 | 1 |
| Led in blocks | 4 | 4 |
| Led in steals | 1 | 1 |

AWARDS

DOUBLE-DIGIT EFFORTS

| YEAR | 2018-19 | 2019-20 | 2020-21 | 2021-22 | Total |
|----------|---------|---------|---------|---------|-------|
| Points | - | - | - | 4 (1-3) | 4 |
| Rebounds | - | - | - | - | 0 |
| Assists | - | - | - | - | 0 |



13 • LUCIA BECERRA PEREZ

JUNIOR • GUARD • 5-7 • TENERIFE, SPAIN

0.8 PPG, 0.7 RPG, 0.7 APG, 50.0 FG%, 50.0 3FG%, 0.0 FT%, 8.8 MIN/G

2020-21 Highlights

- MAAC All-Academic Team selection
- Played in all 15 games, starting all but one contest
- Averaged 2.3 ppg, 1.6 rpg and 2.1 apg across 19.0 mpg
- Scored a season-best six points in two different games and pulled down a season-high two rebounds in eight contests
- Handed out a career-high eight assists in win at Niagara (Jan. 1)

- Hit new career-best two three-pointers vs. Saint Peter's (Dec. 13)
- Registered a block in two games and recorded two steals in four contests

SEASON HIGHS

Points..... 3, vs. BUCK (11/23/21)
Rebounds..... 3, vs. MON (12/18/21)
Field Goals..... 1 (4x), at QUI (2/12/22)
3PT Field Goals..... 1, vs. BUCK (11/23/21)
Free Throws..... 0
Assists..... 3, vs. WIN (11/13/21)
Blocks..... 0
Steals..... 1 (2x), vs. WIN (11/13/21)
Minutes..... 13, vs. WIN (11/13/21)

CAREER HIGHS

Points..... 9, vs. NIAG (1/16/20)
Rebounds..... 6, at RID (2/23/20)
Field Goals..... 3 (3x), vs. RID (12/19/20)
3PT Field Goals..... 2, vs. SPU (12/13/20)
Free Throws..... 3, vs. NIAG (1/16/20)
Assists..... 8, at NIAG (1/1/21)
Blocks..... 1 (2x), at MAN (2/13/21)
Steals..... 2 (10x), at MON (3/5/21)
Minutes..... 36, vs. MAN (1/25/20)

SUPERLATIVES SEASON CAREER

| | | |
|-----------------|---|---|
| 10+ points | - | - |
| 20+ points | - | - |
| 30+ points | - | - |
| 5+ rebounds | - | 4 |
| 10+ rebounds | - | - |
| 5+ assists | - | 2 |
| 10+ assists | - | - |
| Double-doubles | - | - |
| Led in points | - | - |
| Led in rebounds | - | 1 |
| Led in assists | - | 7 |
| Led in blocks | - | 1 |
| Led in steals | - | 5 |

AWARDS

DOUBLE-DIGIT EFFORTS

| YEAR | 2018-19 | 2019-20 | 2020-21 | 2021-22 | Total |
|----------|---------|---------|---------|---------|-------|
| Points | - | - | - | - | 0 |
| Rebounds | - | - | - | - | 0 |
| Assists | - | - | - | - | 0 |



15 • SYDNEY AVOLETTA

SOPHOMORE • FORWARD • 6-4 • STERLING, VA

--- PPG, --- RPG, --- APG, --- FG%, --- 3FG%, --- FT%, --- MIN/G

2020-21 Highlights

- Played in eight games
- Averaged 1.3 ppg and 0.6 rpg across 4.9 mpg
- Scored at least one basket in first five appearances of her career
- Registered a block in four contests
- Corralled season-best two rebounds vs. Rider (Dec. 19)

Pre-Iona Highlights

- Played scholastically at St. Paul VI Catholic HS and AAU with Loudon Flight
- Two-time state champion at Paul VI

SEASON HIGHS

| | |
|----------------------|---|
| Points..... | 0 |
| Rebounds..... | 0 |
| Field Goals..... | 0 |
| 3PT Field Goals..... | 0 |
| Free Throws..... | 0 |
| Assists..... | 0 |
| Blocks..... | 0 |
| Steals..... | 0 |
| Minutes..... | 0 |

CAREER HIGHS

| | |
|----------------------|----------------------------|
| Points..... | 2 (5x), vs. SHU (12/22/20) |
| Rebounds..... | 2, vs. RID (12/19/20) |
| Field Goals..... | 1 (5x), vs. SHU (12/22/20) |
| 3PT Field Goals..... | 0 |
| Free Throws..... | 0 |
| Assists..... | 1, vs. RID (12/19/20) |
| Blocks..... | 1 (4x), at NIAG (1/1/21) |
| Steals..... | 1, at MAN (2/13/21) |
| Minutes..... | 10, vs. RID (12/18/20) |

SUPERLATIVES SEASON CAREER

| | | |
|-----------------|---|---|
| 10+ points | - | - |
| 20+ points | - | - |
| 30+ points | - | - |
| 5+ rebounds | - | - |
| 10+ rebounds | - | - |
| 5+ assists | - | - |
| 10+ assists | - | - |
| Double-doubles | - | - |
| Led in points | - | - |
| Led in rebounds | - | - |
| Led in assists | - | - |
| Led in blocks | - | 3 |
| Led in steals | - | - |

AWARDS

DOUBLE-DIGIT EFFORTS

| YEAR | 2018-19 | 2019-20 | 2020-21 | 2021-22 | Total |
|----------|---------|---------|---------|---------|-------|
| Points | - | - | - | - | 0 |
| Rebounds | - | - | - | - | 0 |
| Assists | - | - | - | - | 0 |



22 • JUANA CAMILION

SENIOR • GUARD • 5-10 • PALMA DE MALLORCA, SPAIN

12.8 PPG, 5.4 RPG, 3.5 APG, 40.1 FG%, 24.8 3FG%, 75.8 FT%, 35.1 MIN/G

2020-21 Highlights

- MAAC All-Academic Team selection
- Voted to Preseason All-MAAC First Team
- 1x MAAC Player of the Week
- All-MAAC Third Team honoree
- Played in and started all 15 contests
- Averaged 12.7 ppg, 4.9 rpg and 2.9 apg across 33.8 mpg
- Led the team with 191 points scored, 69 field goals made, 30 free throws made, 73 rebounds, 43 assists and 52 steals

- 52 steals and 3.5 steals per game led MAAC. 3.5 steals per game ranked fourth in NCAA
- Finished with the seventh highest scoring average in the conference, 10th most assists per game and averaged the ninth-highest minutes per game in the league
- Set or matched career highs in three-pointers made (4, at Army), blocks (3, vs. Sacred Heart) and steals (8, vs. Rider)

SEASON HIGHS

| | |
|----------------------|--------------------------|
| Points..... | 30, at CAN (3/5/22) |
| Rebounds..... | 10, vs. SBU (11/20/21) |
| Field Goals..... | 7 (2x), at MON (2/26/22) |
| 3PT Field Goals..... | 3, vs. SBU (11/20/21) |
| Free Throws..... | 7, at SIE (2/5/22) |
| Assists..... | 7 (2x), at RID (1/29/22) |
| Blocks..... | 3, at MAN (1/13/22) |
| Steals..... | 5, at QUI (2/12/22) |
| Minutes..... | 40 (2x), at SIE (2/5/22) |

CAREER HIGHS

| | |
|----------------------|----------------------------|
| Points..... | 30, at CAN (3/5/22) |
| Rebounds..... | 10, vs. SBU (11/20/21) |
| Field Goals..... | 11, at CAN (2/6/20) |
| 3PT Field Goals..... | 4 (5x), at ARMY (11/29/20) |
| Free Throws..... | 8 (3x), vs. CAN (2/27/20) |
| Assists..... | 8, vs. DUQ (11/15/19) |
| Blocks..... | 3 (2x), at MAN (1/13/22) |
| Steals..... | 8 (2x), vs. RID (12/19/20) |
| Minutes..... | 40 (12x), at SIE (2/5/22) |

SUPERLATIVES SEASON CAREER

| | | |
|-----------------|----|----|
| 10+ points | 17 | 55 |
| 20+ points | 2 | 8 |
| 30+ points | 1 | 1 |
| 5+ rebounds | 16 | 38 |
| 10+ rebounds | 1 | 1 |
| 5+ assists | 6 | 19 |
| 10+ assists | - | - |
| Double-doubles | 1 | 1 |
| Led in points | 13 | 33 |
| Led in rebounds | 7 | 16 |
| Led in assists | 16 | 45 |
| Led in blocks | 6 | 22 |
| Led in steals | 17 | 55 |

AWARDS

DOUBLE-DIGIT EFFORTS

| YEAR | 2018-19 | 2019-20 | 2020-21 | 2021-22 | Total |
|----------|---------|-----------|----------|----------|-------|
| Points | 9 (4-5) | 17 (6-11) | 12 (5-7) | 17 (8-9) | 55 |
| Rebounds | - | - | - | - | 0 |
| Assists | - | - | - | - | 0 |



23 • ANOUSCHKA MEIJER

FRESHMAN • GUARD • 6-1 • AMSTERDAM, NETHERLANDS

1.0 PPG, 1.3 RPG, 0.6 APG, 20.0 FG%, 0.0 3FG%, 50.0 FT%, 14.8 MIN/G

2020-21 Highlights

- Played in all 15 games, making six starts
- Averaged 2.3 ppg, 2.1 rpg and 1.7 apg across 17.6 mpg
- Scored season-best 10 points at Niagara (Jan. 2)
- Opened collegiate career with season-high five assists and seven rebounds at Army (Nov. 29)
- Hit two three-pointers at Niagara (Jan. 2)
- Season-best three steals at Monmouth (Mar. 5)
- Registered five or more assists in two contests
- Recorded five or more rebounds in two games

SEASON HIGHS

Points..... 3, at BRY (11/9/21)
Rebounds..... 3, vs. BUCK (11/23/21)
Field Goals..... 1 (4x), vs. SIE (1/10/22)
3PT Field Goals..... 0
Free Throws..... 1, at BRY (11/9/21)
Assists..... 2, vs. BUCK (11/23/21)
Blocks..... 0
Steals..... 1, vs. MON (12/18/21)
Minutes..... 22, vs. BUCK (11/23/21)

CAREER HIGHS

Points..... 10, at NIAG (1/2/21)
Rebounds..... 7, at ARMY (11/29/20)
Field Goals..... 4, at NIAG (1/2/21)
3PT Field Goals..... 2, at NIAG (1/2/21)
Free Throws..... 2 (2x), at MON (3/5/21)
Assists..... 6, at NIAG (1/2/21)
Blocks..... 1 (2x), vs. RID (12/19/20)
Steals..... 3, at MON (3/5/21)
Minutes..... 33, at NIAG (1/2/21)

SUPERLATIVES SEASON CAREER

| | | |
|-----------------|---|---|
| 10+ points | - | 1 |
| 20+ points | - | - |
| 30+ points | - | - |
| 5+ rebounds | - | 1 |
| 10+ rebounds | - | - |
| 5+ assists | - | 2 |
| 10+ assists | - | - |
| Double-doubles | - | - |
| Led in points | - | - |
| Led in rebounds | - | 2 |
| Led in assists | - | 2 |
| Led in blocks | - | 1 |
| Led in steals | - | 1 |

AWARDS

DOUBLE-DIGIT EFFORTS

| YEAR | 2018-19 | 2019-20 | 2020-21 | 2021-22 | Total |
|----------|---------|---------|---------|---------|-------|
| Points | - | - | - | - | 0 |
| Rebounds | - | - | - | - | 0 |
| Assists | - | - | - | - | 0 |



30 • KETSIA ATHIAS

SENIOR • FORWARD/CENTER • 6-2 • BROOKLYN, NY

11.5 PPG, 8.1 RPG, 2.6 APG, 57.7 FG%, --- 3FG%, 44.4 FT%, 30.0 MIN/G

2020-21 Highlights

- Joined team mid-season, playing in six games and making five starts
- Averaged 9.7 ppg, 6.3 rpg and 2.2 apg across 28.6 mpg
- Poured in 12 points in season-debut at Manhattan (Feb. 13)
- Grabbed season-best 10 rebounds at Manhattan (Feb. 14)
- Reached double-digit points in three of six contests
- Registered a block in four of six games, including at least two in three contests
- Notched three steals at Monmouth (Mar. 4)
- Scored 10 points, corralled six rebounds and added an assist and two blocks in MAAC Championship game vs. Saint Peter's (Mar. 11)

SEASON HIGHS

Points..... 24, vs. CAN (2/3/22)
Rebounds..... 15, vs. CAN (2/3/22)
Field Goals..... 12, vs. CAN (2/3/22)
3PT Field Goals..... 0
Free Throws..... 6, vs. RID (2/24/22)
Assists..... 6, vs. SPU (2/19/22)
Blocks..... 6, at MON (2/26/22)
Steals..... 2 (3x), vs. MAN (1/27/22)
Minutes..... 41, at NIA (3/3/22)

CAREER HIGHS

Points..... 24, vs. CAN (2/3/22)
Rebounds..... 15, vs. CAN (2/3/22)
Field Goals..... 12, vs. CAN (2/3/22)
3PT Field Goals..... 0
Free Throws..... 6, vs. RID (2/24/22)
Assists..... 6, vs. SPU (2/19/22)
Blocks..... 6, at MON (2/26/22)
Steals..... 3, at MON (3/4/21)
Minutes..... 41, at NIA (3/3/22)

SUPERLATIVES SEASON CAREER

| | | |
|-----------------|----|----|
| 10+ points | 13 | 16 |
| 20+ points | 4 | 4 |
| 30+ points | - | - |
| 5+ rebounds | 18 | 22 |
| 10+ rebounds | 8 | 9 |
| 5+ assists | 1 | 2 |
| 10+ assists | - | - |
| Double-doubles | 5 | 5 |
| Led in points | 7 | 8 |
| Led in rebounds | 17 | 20 |
| Led in assists | 7 | 10 |
| Led in blocks | 11 | 15 |
| Led in steals | 2 | 2 |

AWARDS

DOUBLE-DIGIT EFFORTS

| YEAR | 2018-19 | 2019-20 | 2020-21 | 2021-22 | Total |
|----------|---------|---------|---------|----------|-------|
| Points | - | - | 3 (1-3) | 13 (7-6) | 16 |
| Rebounds | - | - | 1 (0-1) | 8 (5-3) | 9 |
| Assists | - | - | - | - | 0 |



32 • JUDITH GOMEZ

FRESHMAN • GUARD • 5-9 • BARCELONA, SPAIN

3.0 PPG, 1.2 RPG, 0.6 APG, 32.1 FG%, 26.2 3FG%, 66.7 FT%, 17.3 MIN/G

Before Iona

- Played scholastically at IES Francesc Macià
- Played with C.B. Cornella as a 12-year-old and won MVP in a tournament
- Began competing with her club team, Femení Sant Adrià, at the age of 13
- Two-time National Championship runner up with Femení Sant Adrià (U14 and U16)

SEASON HIGHS

Points.....11, vs. MAR (1/20/22)
Rebounds.....4 (2x), at MAN (1/13/22)
Field Goals.....4, vs. MAR (1/20/22)
3PT Field Goals.....3, vs. MAR (1/20/22)
Free Throws.....2 (2x), vs. RID (2/24/22)
Assists.....2 (4x), vs. FFD (2/10/22)
Blocks.....1 (2x), vs. MAR (1/20/22)
Steals.....3, at BRY (11/9/21)
Minutes.....33, at BRY (11/9/21)

CAREER HIGHS

Points.....11, vs. MAR (1/20/22)
Rebounds.....4 (2x), at MAN (1/13/22)
Field Goals.....4, vs. MAR (1/20/22)
3PT Field Goals.....3, vs. MAR (1/20/22)
Free Throws.....2 (2x), vs. RID (2/24/22)
Assists.....2 (4x), vs. FFD (2/10/22)
Blocks.....1 (2x), vs. MAR (1/20/22)
Steals.....3, at BRY (11/9/21)
Minutes.....33, at BRY (11/9/21)

SUPERLATIVES SEASON CAREER

| | | |
|-----------------|---|---|
| 10+ points | 1 | 1 |
| 20+ points | - | - |
| 30+ points | - | - |
| 5+ rebounds | - | - |
| 10+ rebounds | - | - |
| 5+ assists | - | - |
| 10+ assists | - | - |
| Double-doubles | - | - |
| Led in points | - | - |
| Led in rebounds | - | - |
| Led in assists | - | - |
| Led in blocks | 1 | 1 |
| Led in steals | 4 | 4 |

AWARDS

DOUBLE-DIGIT EFFORTS

| YEAR | 2018-19 | 2019-20 | 2020-21 | 2021-22 | Total |
|----------|---------|---------|---------|---------|-------|
| Points | - | - | - | 1 (1-0) | 1 |
| Rebounds | - | - | - | - | 0 |
| Assists | - | - | - | - | 0 |



33 • HANNAH KING

SENIOR • FORWARD • 5-11 • APOPKA, FL

--- PPG, --- RPG, --- APG, --- FG%, --- 3FG%, --- FT%, --- MIN/G

2020-21 Highlights

- Appeared in 13 contests, making two starts
- Averaged 1.7 ppg and 0.8 rpg across 7.2 mpg
- Scored in seven of 13 appearances, including at least two points in final four games
- Played season-high 23 minutes and scored season-best six points in regular season finale at Monmouth (Mar. 5)
- Hit a three-pointer in two games

Before Iona (College of Central Florida)

- Played in all 34 games, making 30 starts
- Averaged 9.1 PPG and 4.8 RPG across 23.2 MPG
- Graduated magna cum laude with a Bachelor's Degree in Business and Organizational Management

SEASON HIGHS

Points.....0
Rebounds.....0
Field Goals.....0
3PT Field Goals.....0
Free Throws.....0
Assists.....0
Blocks.....0
Steals.....0
Minutes.....0

CAREER HIGHS

Points.....6, at MON (3/5/21)
Rebounds.....3, vs. RID (12/19/20)
Field Goals.....3, at MON (3/5/21)
3PT Field Goals.....1 (2x), at MON (3/4/21)
Free Throws.....0
Assists.....1, at ARMY (11/29/20)
Blocks.....0
Steals.....1 (2x), at MAN (2/14/21)
Minutes.....23, at MON (3/5/21)

SUPERLATIVES SEASON CAREER

| | | |
|-----------------|---|---|
| 10+ points | - | - |
| 20+ points | - | - |
| 30+ points | - | - |
| 5+ rebounds | - | - |
| 10+ rebounds | - | - |
| 5+ assists | - | - |
| 10+ assists | - | - |
| Double-doubles | - | - |
| Led in points | - | - |
| Led in rebounds | - | - |
| Led in assists | - | - |
| Led in blocks | - | - |
| Led in steals | - | - |

AWARDS

DOUBLE-DIGIT EFFORTS

| YEAR | 2018-19 | 2019-20 | 2020-21 | 2021-22 | Total |
|----------|---------|---------|---------|---------|-------|
| Points | - | - | - | - | 0 |
| Rebounds | - | - | - | - | 0 |
| Assists | - | - | - | - | 0 |



34 • MARINA CENIS

FRESHMAN • GUARD • 5-7 • ZARAGOZA, SPAIN

1.8 PPG, 0.9 RPG, 0.8 APG, 40.0 FG%, 50.0 3FG%, 61.1 FT%, 12.6 MIN/G

Before Iona

- Played scholastically at Colegio San Agustín Zaragoza
- Debuted in Liga Femenina de Baloncesto at the age of 16, the highest professional level league in Spain, with Casademont Zaragoza
- Played with Anagan Stadium Casablanca in the Second National League in Spain

SEASON HIGHS

Points.....8, at NIA (3/3/22)
Rebounds.....3 (4x), at NIA (3/3/22)
Field Goals.....4, at NIA (3/3/22)
3PT Field Goals.....1, at BRY (11/9/21)
Free Throws.....3, vs. SIE (1/10/22)
Assists.....4, vs. NIA (2/17/22)
Blocks.....1, vs. RID (2/24/22)
Steals.....2 (3x), vs. NIA (2/17/22)
Minutes.....33, vs. SIE (1/10/22)

CAREER HIGHS

Points.....8, at NIA (3/3/22)
Rebounds.....3 (4x), at NIA (3/3/22)
Field Goals.....4, at NIA (3/3/22)
3PT Field Goals.....1, at BRY (11/9/21)
Free Throws.....3, vs. SIE (1/10/22)
Assists.....4, vs. NIA (2/17/22)
Blocks.....1, vs. RID (2/24/22)
Steals.....2 (3x), vs. NIA (2/17/22)
Minutes.....33, vs. SIE (1/10/22)

SUPERLATIVES SEASON CAREER

| | | |
|-----------------|---|---|
| 10+ points | - | - |
| 20+ points | - | - |
| 30+ points | - | - |
| 5+ rebounds | - | - |
| 10+ rebounds | - | - |
| 5+ assists | - | - |
| 10+ assists | - | - |
| Double-doubles | - | - |
| Led in points | - | - |
| Led in rebounds | - | - |
| Led in assists | 1 | 1 |
| Led in blocks | - | - |
| Led in steals | 3 | 3 |

AWARDS

DOUBLE-DIGIT EFFORTS

| YEAR | 2018-19 | 2019-20 | 2020-21 | 2021-22 | Total |
|----------|---------|---------|---------|---------|-------|
| Points | - | - | - | - | 0 |
| Rebounds | - | - | - | - | 0 |
| Assists | - | - | - | - | 0 |



35 • JESSICA ROGERS

SENIOR • GUARD • 6-1 • RUTHERFORD, NJ

1.2 PPG, 0.0 RPG, 0.0 APG, 40.0 FG%, 40.0 3FG%, --- FT%, 2.6 MIN/G

2020-21 Highlights

- Appeared in five games
- Averaged 0.4 ppg across 1.1 mpg
- Scored her first basket of the season at Monmouth (Mar. 5)

Before Iona (Rhode Island)

- Appeared in 36 career games, making three starts in two seasons
- Scored career-best 12 points in redshirt freshman season at Harvard
- Scored 10 points at St. Bonaventure on 4-7 shooting

SEASON HIGHS

Points.....3 (2x), vs. SPU (2/19/22)
Rebounds.....0
Field Goals.....1 (2x), vs. SPU (2/19/22)
3PT Field Goals.....1 (2x), vs. SPU (2/19/22)
Free Throws.....0
Assists.....0
Blocks.....0
Steals.....0
Minutes.....6, vs. SPU (2/19/22)

CAREER HIGHS

Points.....3 (2x), vs. SPU (2/19/22)
Rebounds.....0
Field Goals.....1 (2x), vs. SPU (2/19/22)
3PT Field Goals.....1 (2x), vs. SPU (2/19/22)
Free Throws.....0
Assists.....0
Blocks.....0
Steals.....0
Minutes.....6, vs. SPU (2/19/22)

SUPERLATIVES SEASON CAREER

| | | |
|-----------------|---|---|
| 10+ points | - | - |
| 20+ points | - | - |
| 30+ points | - | - |
| 5+ rebounds | - | - |
| 10+ rebounds | - | - |
| 5+ assists | - | - |
| 10+ assists | - | - |
| Double-doubles | - | - |
| Led in points | - | - |
| Led in rebounds | - | - |
| Led in assists | - | - |
| Led in blocks | - | - |
| Led in steals | - | - |

AWARDS

DOUBLE-DIGIT EFFORTS

| YEAR | 2018-19 | 2019-20 | 2020-21 | 2021-22 | Total |
|----------|---------|---------|---------|---------|-------|
| Points | - | - | - | - | 0 |
| Rebounds | - | - | - | - | 0 |
| Assists | - | - | - | - | 0 |

IONA ALL-TIME WIN-LOSS RECORDS

| Year | Coach | W | L | Pct | PF | Avg. | PA | Avg. | Home | Away | Neutral | MAAC | Home | Away | Tourney |
|----------------|---------------------|-----|-----|------|--------|------|--------|------|---------|---------|---------|---------|---------|---------|---------|
| 1974-75 | Sandie Capifali | 12 | 5 | .706 | 994 | 58.5 | 694 | 40.8 | 7-3 | 2-2 | 3-0 | - | - | - | - |
| 1975-76 | Sandie Capifali | 12 | 8 | .600 | 1,276 | 63.8 | 946 | 47.3 | 5-2 | 6-4 | 1-2 | - | - | - | - |
| 1976-77 | Sandie Capifali | 24 | 8 | .750 | 2,190 | 68.4 | 1,650 | 51.6 | 16-3 | 6-3 | 2-2 | - | - | - | - |
| 1977-78 | Sandie Capifali | 16 | 13 | .552 | 1,846 | 63.7 | 1,705 | 58.8 | 10-2 | 6-7 | 0-4 | - | - | - | - |
| 1978-79 | Sandie Capifali | 19 | 10 | .655 | 1,911 | 65.9 | 1,766 | 60.9 | 11-4 | 4-5 | 4-1 | - | - | - | - |
| 1979-80 | Sandie Capifali | 14 | 12 | .538 | 1,739 | 66.9 | 1,700 | 65.4 | 8-6 | 6-5 | 0-1 | - | - | - | - |
| 1980-81 | Sandie Capifali | 12 | 18 | .400 | 2,007 | 66.9 | 2,037 | 67.9 | 9-7 | 2-6 | 1-5 | - | - | - | - |
| 1981-82 | Sandie Capifali | 14 | 12 | .538 | 1,596 | 61.4 | 1,592 | 61.2 | 8-5 | 6-4 | 0-3 | 3-2 | 1-1 | 2-1 | 0-2 |
| 1982-83 | Sandie Capifali | 11 | 15 | .423 | 1,568 | 60.3 | 1,645 | 63.3 | 8-6 | 3-8 | 0-1 | 3-7 | 3-2 | 0-5 | 0-0 |
| 1983-84 | Sandie Capifali | 7 | 21 | .250 | 1,668 | 59.6 | 1,876 | 67.0 | 4-12 | 3-8 | 0-1 | 3-9 | 2-6 | 1-3 | 0-1 |
| 1984-85 | RoseMarie Battaglia | 9 | 18 | .333 | 1,777 | 65.8 | 1,957 | 72.5 | 5-6 | 3-9 | 0-1 | 2-10 | 1-5 | 1-5 | 0-0 |
| 1985-86 | RoseMarie Battaglia | 8 | 23 | .258 | 2,141 | 69.1 | 2,425 | 78.2 | 2-12 | 5-9 | 1-2 | 1-11 | 0-6 | 1-5 | 0-1 |
| 1986-87 | RoseMarie Battaglia | 11 | 17 | .393 | 2,090 | 74.6 | 2,361 | 84.3 | 9-4 | 1-9 | 1-4 | 4-8 | 4-2 | 0-6 | 0-1 |
| 1987-88 | RoseMarie Battaglia | 6 | 22 | .214 | 2,065 | 73.8 | 2,457 | 87.8 | 4-12 | 2-9 | 0-1 | 1-11 | 0-6 | 1-5 | 0-1 |
| 1988-89 | Fran Clemente | 9 | 19 | .321 | 1,737 | 62.0 | 1,902 | 67.9 | 4-7 | 3-9 | 2-3 | 1-11 | 0-6 | 1-5 | 0-1 |
| 1989-90 | Fran Clemente | 3 | 25 | .107 | 1,639 | 58.5 | 1,974 | 70.5 | 2-10 | 1-11 | 0-4 | 2-8 | 1-4 | 1-4 | 0-1 |
| 1990-91 | Fran Clemente | 5 | 24 | .172 | 1,529 | 52.7 | 1,978 | 68.2 | 3-9 | 1-13 | 1-2 | 2-14 | 2-6 | 0-8 | 1-1 |
| 1991-92 | Fran Clemente | 5 | 24 | .172 | 1,587 | 54.7 | 1,944 | 67.0 | 3-10 | 1-12 | 1-2 | 0-16 | 0-8 | 0-8 | 1-1 |
| 1992-93 | Fran Clemente | 12 | 15 | .444 | 1,695 | 62.8 | 1,717 | 63.6 | 8-5 | 4-9 | 0-1 | 5-9 | 4-3 | 1-6 | 0-1 |
| 1993-94 | Harry Hart | 7 | 20 | .259 | 1,639 | 60.7 | 1,906 | 70.6 | 4-8 | 3-11 | 0-1 | 5-9 | 4-3 | 1-6 | 0-1 |
| 1994-95 | Harry Hart | 4 | 23 | .148 | 1,544 | 57.2 | 1,965 | 72.8 | 2-9 | 1-12 | 1-2 | 1-13 | 0-7 | 1-6 | 0-1 |
| 1995-96 | Harry Hart | 7 | 20 | .259 | 1,603 | 59.4 | 1,891 | 70.0 | 3-10 | 4-9 | 0-1 | 3-11 | 1-6 | 2-5 | 0-1 |
| 1996-97 | Harry Hart | 7 | 20 | .259 | 1,650 | 61.1 | 1,801 | 66.7 | 4-6 | 2-13 | 1-1 | 5-9 | 3-4 | 2-5 | 0-1 |
| 1997-98 | Michelle Brusseau | 10 | 17 | .370 | 1,634 | 60.5 | 1,734 | 64.2 | 6-6 | 4-8 | 0-3 | 9-9 | 5-4 | 4-5 | 0-1 |
| 1998-99 | Michelle Brusseau | 11 | 16 | .407 | 1,704 | 63.1 | 1,791 | 66.3 | 5-5 | 6-9 | 0-2 | 8-10 | 4-5 | 4-5 | 0-1 |
| 1999-00 | Michelle Brusseau | 8 | 20 | .286 | 1,826 | 65.2 | 2,010 | 71.8 | 5-8 | 3-10 | 0-2 | 6-12 | 4-5 | 2-7 | 0-1 |
| 2000-01 | Michelle Brusseau | 9 | 19 | .321 | 1,738 | 62.1 | 1,959 | 70.0 | 5-8 | 4-9 | 0-2 | 6-12 | 3-6 | 3-6 | 0-1 |
| 2001-02 | Michelle Brusseau | 8 | 21 | .276 | 1,729 | 59.6 | 2,020 | 69.7 | 5-8 | 2-12 | 1-1 | 5-13 | 3-6 | 2-7 | 1-1 |
| 2002-03 | Anthony Bozzella | 1 | 27 | .036 | 1,539 | 55.0 | 1,985 | 70.9 | 0-12 | 1-14 | 0-1 | 0-18 | 0-9 | 0-9 | 0-1 |
| 2003-04 | Anthony Bozzella | 7 | 21 | .250 | 1,759 | 62.8 | 1,882 | 67.2 | 3-8 | 4-11 | 0-2 | 6-12 | 3-6 | 3-6 | 0-1 |
| 2004-05 | Anthony Bozzella | 6 | 22 | .214 | 1,770 | 63.2 | 2,053 | 73.3 | 3-10 | 3-10 | 0-2 | 4-14 | 3-6 | 1-8 | 0-1 |
| 2005-06 | Anthony Bozzella | 17 | 12 | .586 | 1,959 | 67.6 | 1,913 | 66.0 | 8-4 | 8-6 | 1-2 | 13-5 | 6-3 | 7-2 | 1-1 |
| 2006-07 | Anthony Bozzella | 21 | 13 | .618 | 2,105 | 61.9 | 2,052 | 60.4 | 11-2 | 8-10 | 2-1 | 13-5 | 8-1 | 5-4 | 2-1 |
| 2007-08 | Anthony Bozzella | 20 | 14 | .588 | 2,401 | 70.6 | 2,287 | 67.3 | 9-4 | 8-9 | 3-1 | 11-7 | 6-3 | 5-4 | 2-1 |
| 2008-09 | Anthony Bozzella | 18 | 13 | .581 | 1,971 | 63.6 | 1,891 | 61.0 | 8-5 | 9-7 | 1-1 | 10-8 | 5-4 | 5-4 | 1-1 |
| 2009-10 | Anthony Bozzella | 18 | 14 | .563 | 2,050 | 64.1 | 2,051 | 61.6 | 10-4 | 7-7 | 1-3 | 13-5 | 7-2 | 6-3 | 1-1 |
| 2010-11 | Anthony Bozzella | 11 | 20 | .355 | 1,815 | 58.5 | 1,972 | 63.6 | 6-6 | 5-11 | 0-3 | 7-11 | 4-5 | 3-6 | 0-1 |
| 2011-12 | Anthony Bozzella | 13 | 18 | .419 | 1,951 | 62.9 | 2,103 | 67.8 | 9-4 | 3-13 | 1-1 | 8-10 | 6-3 | 2-7 | 1-1 |
| 2012-13 | Anthony Bozzella | 20 | 13 | .606 | 2,148 | 65.1 | 2,085 | 63.2 | 9-3 | 9-9 | 2-1 | 13-5 | 7-2 | 6-3 | 2-1 |
| 2013-14 | Billi Chambers | 26 | 6 | .813 | 2,380 | 74.4 | 2,165 | 67.7 | 13-3 | 12-2 | 1-1 | 18-2 | 9-1 | 9-1 | 1-1 |
| 2014-15 | Billi Chambers | 15 | 15 | .517 | 2,071 | 69.0 | 1,988 | 66.3 | 8-6 | 7-8 | 0-1 | 12-8 | 6-4 | 6-4 | 0-1 |
| 2015-16 | Billi Chambers | 23 | 12 | .657 | 2,187 | 62.5 | 2,000 | 57.1 | 11-2 | 9-8 | 3-2 | 16-4 | 9-1 | 7-3 | 3-0 |
| 2016-17 | Billi Chambers | 18 | 13 | .581 | 1,836 | 59.2 | 1,785 | 57.6 | 11-4 | 6-8 | 1-1 | 12-8 | 7-3 | 5-5 | 1-1 |
| 2017-18 | Billi Chambers | 2 | 28 | .067 | 1,571 | 52.4 | 1,983 | 66.1 | 1-13 | 1-14 | 0-1 | 2-16 | 1-8 | 1-8 | 0-1 |
| 2018-19 | Billi Chambers | 5 | 26 | .161 | 1,461 | 47.1 | 1,963 | 63.3 | 2-13 | 3-12 | 0-1 | 3-15 | 1-8 | 2-7 | 1-1 |
| 2019-20 | Billi Chambers | 9 | 21 | .300 | 1,584 | 52.8 | 1,881 | 62.7 | 3-10 | 6-8 | 0-3 | 8-12 | 3-7 | 5-5 | 0-1 |
| 2020-21 | Billi Chambers | 6 | 9 | .400 | 820 | 54.7 | 845 | 56.3 | 3-4 | 3-4 | 0-1 | 5-6 | 2-3 | 3-3 | 0-1 |
| 2021-22 | Billi Chambers | 10 | 15 | .400 | 1,391 | 55.6 | 1,462 | 58.5 | 6-7 | 4-8 | 0-0 | 8-12 | 5-5 | 3-7 | 0-0 |
| UNDER CHAMBERS | | 114 | 145 | .440 | 15,301 | 59.1 | 15,601 | 61.8 | 58-62 | 51-72 | 5-11 | 84-83 | 43-40 | 41-43 | 6-7 |
| OVERALL | | 546 | 817 | .401 | 84,956 | 62.3 | 89,859 | 65.9 | 299-317 | 210-414 | 37-86 | 257-397 | 142-186 | 115-211 | 19-38 |

IONA INDIVIDUAL RECORDS - CAREER

(ACTIVE PLAYER IN BOLD)

SCORING

| | |
|---------------------------|-------------|
| 1. Damika Martinez | 2581 |
| 2. Joy Adams | 1897 |
| 2. Maggie Timoney | 1894 |
| 4. Patty Reynolds | 1683 |
| 5. Megan Cobb | 1548 |
| 6. Karen Culbertson | 1456 |
| 7. Celeste Grier | 1441 |
| 8. Joanne Ryan | 1421 |
| 9. Michelle Fahy | 1415 |
| Linda McKetney | 1415 |
| 11. Kristina Ford | 1323 |
| 12. Maria Johnson | 1299 |
| 13. Tiara Headen | 1294 |
| 14. Thazina Cook | 1283 |
| 15. Suzanne Radday | 1248 |
| 16. Alexis Lewis | 1227 |
| 17. Margaret Collins | 1174 |
| 18. Anda Ivkovic | 1163 |
| 19. Debbie Stephens | 1131 |
| 20. Marina Lizarazu | 1122 |
| 21. Juana Camilion | 1108 |
| 22. Maggie Muldoon | 1080 |
| 23. Emily Mojica | 1078 |
| 24. Noreen Winterfeldt | 1064 |
| 25. Anna McLean | 1060 |
| 26. Aaliyah Robinson | 1052 |
| 27. Lauren DeFalco | 1035 |
| 28. Kim Gore | 1023 |
| 29. Joan O'Connor | 925 |
| 30. Aleesha Powell | 918 |
| 31. Karen Shutz | 885 |
| 32. Claire Pare | 832 |
| 33. Toni Horvath | 825 |
| 34. Jennifer Spafford | 811 |
| 35. Karen Hennessey | 809 |
| 36. Jeannie Taylor | 786 |
| 37. Martina Weber | 757 |
| 38. Regan Pettijohn | 751 |
| 39. Beth Padian | 730 |
| 40. Nancy Seltzer | 728 |
| 41. Meg Abele | 725 |
| 42. Kathy Toups | 721 |
| 43. Shyan Mwai | 716 |
| 44. Jessica Attinelly | 698 |
| 45. Katie Ulrich | 686 |
| 46. Tomica Bacic | 685 |
| 47. Teresa Tacopina | 677 |
| 48. Eileen O'Connor | 672 |
| 49. Melissa Yeagley | 647 |
| 50. Morgan Rachu | 637 |

SCORING AVERAGE

| | |
|---------------------|------|
| 1. Damika Martinez | 20.6 |
| 2. Maggie Timoney | 16.6 |
| 3. Martina Weber | 16.1 |
| 4. Patty Reynolds | 15.3 |
| 5. Joy Adams | 14.6 |
| 6. Megan Cobb | 14.2 |
| 7. Karen Culbertson | 13.3 |
| 8. Meg Abele | 13.2 |
| 9. Celeste Grier | 13.0 |
| 10. Joanne Ryan | 12.9 |

FIELD GOALS

| | |
|--------------------|-----|
| 1. Damika Martinez | 942 |
| 2. Joy Adams | 726 |
| 3. Patty Reynolds | 695 |
| 4. Joanne Ryan | 649 |
| 5. Maggie Timoney | 641 |
| 5. Linda McKetney | 624 |
| 7. Celeste Grier | 620 |
| 8. Maria Johnson | 532 |
| 9. Michelle Fahy | 521 |
| 10. Megan Cobb | 518 |

FIELD GOAL ATTEMPTS

| | |
|---------------------|------|
| 1. Damika Martinez | 2124 |
| 2. Joy Adams | 1559 |
| 3. Maggie Timoney | 1540 |
| 4. Parry Reynolds | 1520 |
| 5. Joanne Ryan | 1459 |
| 6. Celeste Grier | 1429 |
| 7. Kristina Ford | 1327 |
| 8. Margaret Collins | 1313 |
| 9. Linda McKetney | 1255 |
| 10. Tiara Headen | 1247 |

FIELD GOAL PERCENTAGE (Min. 100 FG made)

| | |
|----------------------|------|
| 1. Linda McKetney | .554 |
| 2. Maria Johnson | .539 |
| 3. Martina Weber | .528 |
| 4. Anna McLean | .511 |
| 5. Trinette Gooding | .505 |
| 6. Jessica Smith | .494 |
| Katie Ulrich | .494 |
| 8. Michelle Fahy | .477 |
| 9. Lisa White | .474 |
| 10. Margaret Collins | .472 |

THREE-POINT FIELD GOALS

| | |
|----------------------|-----|
| 1. Damika Martinez | 311 |
| 2. Aaliyah Robinson | 242 |
| 3. Alexis Lewis | 183 |
| 4. Lauren DeFalco | 167 |
| 5. Jennifer Spafford | 166 |
| 6. Suzanne Radday | 159 |
| 7. Kristina Ford | 155 |
| 8. Morgan Rachu | 154 |
| 9. Karen Culbertson | 147 |
| 10. Melissa Yeagley | 134 |

THREE-POINT FG ATTEMPTS

| | |
|----------------------|-----|
| 1. Damika Martinez | 773 |
| 2. Aaliyah Robinson | 649 |
| 3. Suzanna Radday | 577 |
| 4. Jennifer Spafford | 558 |
| 5. Alexis Lewis | 535 |
| 6. Kristina Ford | 484 |
| 7. Lauren DeFalco | 472 |
| 8. Morgan Rachu | 454 |
| 9. Karen Culbertson | 443 |
| 10. Melissa Yeagley | 409 |

THREE-POINT FG PERCENTAGE (Min. 100 Attempts)

| | |
|---------------------|-------|
| 1. Damika Martinez | .402 |
| 2. Maggie Timoney | .387 |
| 3. Milica Paligoric | .379 |
| 4. Cassidee Ranger | .375 |
| 5. Aaliyah Robinson | .373 |
| 6. Thazina Cook | .362 |
| 7. Lauren DeFalco | .3548 |
| 8. Tiara Headen | .354 |
| 9. Meg Abele | .346 |
| 10. Alexis Lewis | .342 |

FREE THROW ATTEMPTS

| | |
|---------------------|-----|
| 1. Maggie Timoney | 628 |
| 2. Joy Adams | 602 |
| 3. Megan Cobb | 593 |
| 4. Maria Johnson | 502 |
| 5. Debbie Stephens | 489 |
| 6. Damika Martinez | 461 |
| 7. Karen Culbertson | 440 |
| 8. Michele Fahy | 438 |
| 9. Anda Ivkovic | 421 |
| 10. Anna McLean | 399 |

FREE THROWS MADE

| | |
|---------------------|-----|
| 1. Maggie Timoney | 518 |
| 2. Megan Cobb | 474 |
| 3. Joy Adams | 412 |
| 4. Damika Martinez | 386 |
| 5. Karen Culbertson | 372 |
| 6. Michelle Fahy | 359 |
| 7. Debbie Stephens | 315 |
| 8. Anda Ivkovic | 304 |
| 9. Thazina Cook | 297 |
| 10. Patty Reynolds | 286 |

FREE THROW PERCENTAGE (Min. 150 Attempts)

| | |
|---------------------|------|
| 1. Karen Culbertson | .845 |
| 2. Damika Martinez | .837 |
| 3. Meg Abele | .833 |
| 4. Maggie Timoney | .824 |
| 5. Karen Shutz | .822 |
| 6. Michele Fahy | .820 |
| 7. Melissa Yeagley | .811 |
| 8. Megan Cobb | .799 |
| 9. Suzi Fregosi | .792 |
| 10. Tiara Headen | .790 |

REBOUNDS

| | |
|---------------------|------|
| 1. Joy Adams | 1590 |
| 2. Linda McKetney | 1430 |
| 3. Maria Johnson | 1176 |
| 4. Anna McLean | 886 |
| 5. Debbie Stephens | 789 |
| 6. Celeste Grier | 737 |
| 7. Kristina Ford | 722 |
| 8. Michelle Fahy | 706 |
| 9. Alexis Lewis | 674 |
| 10. Regan Pettijohn | 664 |

REBOUNDING AVERAGE

| | |
|--------------------|------|
| 1. Linda McKetney | 12.9 |
| 2. Joy Adams | 12.2 |
| 3. Maria Johnson | 10.1 |
| 4. Delia Newson | 8.0 |
| 5. Debbie Stephens | 7.4 |
| 6. Lori Page | 7.3 |
| 7. Alexis Lewis | 7.0 |
| 8. Anna McLean | 6.9 |
| 9. Dorothy Bunyan | 6.7 |
| Martina Weber | 6.7 |

ASSISTS

| | |
|--------------------|-----|
| 1. Suzi Fregosi | 531 |
| 2. Toni Horvath | 527 |
| 3. Kathy Toups | 473 |
| 4. Marina Lizarazu | 470 |
| 5. Karen Shutz | 443 |
| 6. Patty Reynolds | 393 |
| 7. Haley D'Angelo | 333 |
| 8. Suzanna Radday | 329 |
| 9. Lauren DeFalco | 315 |
| 10. Jean Burks | 298 |

ASSISTS PER GAME

| | |
|--------------------|-----|
| 1. Marina Lizarazu | 5.1 |
| 2. Toni Horvath | 4.6 |
| 3. Kathy Toups | 4.2 |
| 4. Karen Shutz | 4.1 |
| 5. Suzi Fregosi | 4.0 |
| 6. Patty Reynolds | 3.6 |
| 7. Suzanne Radday | 3.2 |
| 8. Aleesha Powell | 3.0 |
| Patty Warner | 3.0 |
| 10. Haley D'Angelo | 2.8 |

BLOCKS

| | |
|---------------------|-----|
| 1. Sabrina Jeridore | 230 |
| 2. Anna McLean | 185 |
| 3. Karynda DuPree | 164 |
| 4. Joan O'Connor | 128 |
| 5. Pam Clemente | 110 |
| 6. Katie Smith | 89 |
| 7. Joy Adams | 83 |
| 8. Rebekah Dotsey | 82 |
| 9. Kristina Ford | 76 |
| 10. Delia Newson | 73 |

BLOCKS PER GAME

| | |
|---------------------|-----|
| 1. Sabrina Jeridore | 2.0 |
| 2. Karynda DuPree | 1.7 |
| 3. Anna McLean | 1.4 |
| Delia Newson | 1.4 |
| 5. Gina McClain | 1.3 |
| Joan O'Connor | 1.3 |
| 7. Pam Clements | 1.1 |
| 8. Rebekah Justice | 1.0 |
| Martina Weber | 1.0 |
| Rebekah Dotsey | 1.0 |

IONA INDIVIDUAL RECORDS - SINGLE SEASON

(ACTIVE PLAYER IN BOLD)

SCORING

| | | | |
|-----|-----------------|------|-----|
| 1. | Damika Martinez | 2014 | 771 |
| 2. | Damika Martinez | 2015 | 715 |
| 3. | Damika Martinez | 2013 | 598 |
| 4. | Maggie Timoney | 1988 | 577 |
| 5. | Maggie Timoney | 1987 | 557 |
| 6. | Joanna Ryan | 1986 | 543 |
| 7. | Joy Adams | 2014 | 538 |
| 8. | Michelle Fahy | 2004 | 530 |
| 9. | Joy Adams | 2016 | 503 |
| 10. | Damika Martinez | 2012 | 497 |

THREE-POINT FIELD GOALS

| | | | |
|----|-------------------|------|-----|
| 1. | Damika Martinez | 2014 | 107 |
| 2. | Aaliyah Robinson | 2016 | 80 |
| 3. | Damika Martinez | 2013 | 79 |
| 4. | Morgan Rachu | 2019 | 78 |
| 5. | Damika Martinez | 2015 | 76 |
| | Morgan Rachu | 2020 | 76 |
| 7. | Alexis Lewis | 2017 | 75 |
| | Aaliyah Robinson | 2015 | 75 |
| 9. | Meg Abele | 2004 | 65 |
| | Jennifer Spafford | 1992 | 65 |

FT PERCENTAGE (MIN. 75 MADE)

| | | | |
|-----|------------------|------|------|
| 1. | Melissa Yeagley | 2005 | .902 |
| 2. | Damika Martinez | 2014 | .881 |
| 3. | Karen Culbertson | 2000 | .878 |
| 4. | Karen Culbertson | 2001 | .876 |
| 5. | Michelle Fahy | 2004 | .875 |
| 6. | Damika Martinez | 2015 | .850 |
| 7. | Aleesha Powell | 2014 | .847 |
| 8. | Maggie Timoney | 1987 | .844 |
| 9. | Maggie Timoney | 1988 | .834 |
| 10. | Meg Abele | 2005 | .833 |

SCORING AVERAGE

| | | | |
|-----|-----------------|------|------|
| 1. | Damika Martinez | 2014 | 24.9 |
| 2. | Damika Martinez | 2015 | 23.8 |
| 3. | Maggie Timoney | 1988 | 20.6 |
| 4. | Maggie Timoney | 1987 | 19.9 |
| 5. | Michelle Fahy | 2004 | 18.9 |
| 6. | Damika Martinez | 2013 | 18.1 |
| 7. | Joanne Ryan | 1986 | 17.5 |
| 8. | Suzanna Radday | 1997 | 17.3 |
| 9. | Megan Cobb | 2000 | 17.1 |
| 10. | Martina Weber | 2007 | 17.0 |

THREE-POINT FIELD GOALS ATTEMPTED

| | | | |
|-----|-------------------------|------|-----|
| 1. | Morgan Rachu | 2019 | 261 |
| 2. | Damika Martinez | 2014 | 242 |
| 3. | Aaliyah Robinson | 2016 | 224 |
| 4. | Jennifer Spafford | 1992 | 213 |
| 5. | Alexis Lewis | 2018 | 204 |
| 6. | Aaliyah Robinson | 2015 | 200 |
| 7. | Alexis Lewis | 2017 | 199 |
| 8. | Damika Martinez | 2015 | 195 |
| 9. | Damika Martinez | 2013 | 187 |
| 10. | Philecia Atkins-Gilmore | 2016 | 186 |

REBOUNDS

| | | | |
|-----|----------------|------|-----|
| 1. | Joy Adams | 2014 | 442 |
| 2. | Joy Adams | 2016 | 419 |
| 3. | Maria Johnson | 1978 | 407 |
| 4. | Linda McKetney | 1979 | 397 |
| 5. | Joy Adams | 2015 | 377 |
| 6. | Linda McKetney | 1978 | 372 |
| 7. | Joy Adams | 2013 | 352 |
| 8. | Linda McKetney | 1980 | 350 |
| 9. | Anna McLean | 2008 | 342 |
| 10. | Linda McKetney | 1977 | 311 |

FIELD GOALS

| | | | |
|-----|-----------------|------|-----|
| 1. | Damika Martinez | 2014 | 273 |
| 2. | Damika Martinez | 2015 | 260 |
| 3. | Joanne Ryan | 1986 | 248 |
| 4. | Damika Martinez | 2013 | 225 |
| 5. | Maggie Timoney | 1987 | 208 |
| 6. | Joy Adams | 2014 | 198 |
| 7. | Patty Reynolds | 1990 | 193 |
| 8. | Celeste Grier | 1981 | 191 |
| 9. | Linda McKetney | 1979 | 189 |
| 10. | Michelle Fahy | 2004 | 188 |
| | Maria Johnson | 1978 | 188 |

THREE-POINT FIELD GOAL PERCENTAGE (Min. 15 Attempts)

| | | | |
|-----|-----------------|------|------|
| 1. | Megan Cobb | 1999 | .474 |
| 2. | Cassidee Ranger | 2013 | .442 |
| 3. | Damika Martinez | 2014 | .442 |
| 4. | Aleesha Powell | 2014 | .423 |
| 5. | Damika Martinez | 2013 | .422 |
| 6. | Nancy Seltzer | 1993 | .409 |
| 7. | Maggie Timoney | 1989 | .405 |
| 8. | Sandy Bisogno | 1998 | .404 |
| 9. | Tiara Headen | 2006 | .403 |
| 10. | Kristina Ford | 2010 | .400 |

REBOUNDING AVERAGE

| | | | |
|-----|----------------|------|------|
| 1. | Joy Adams | 2014 | 13.8 |
| 2. | Linda McKetney | 1980 | 13.5 |
| 3. | Maria Johnson | 1977 | 13.1 |
| 4. | Joy Adams | 2015 | 12.6 |
| 5. | Joy Adams | 2016 | 12.0 |
| 6. | Linda McKetney | 1977 | 11.5 |
| 7. | Joy Adams | 2013 | 10.7 |
| 8. | Delia Newson | 1999 | 10.4 |
| 9. | Anna McLean | 2008 | 10.1 |
| 10. | Anna McLean | 2010 | 8.5 |

FIELD GOAL ATTEMPTS

| | | | |
|----|-----------------|------|-----|
| 1. | Joanne Ryan | 1986 | 596 |
| 2. | Damika Martinez | 2014 | 593 |
| 3. | Damika Martinez | 2015 | 582 |
| 4. | Damika Martinez | 2013 | 506 |
| 5. | Maggie Timoney | 1987 | 464 |
| 6. | Maggie Timoney | 1988 | 445 |
| 7. | Damika Martinez | 2012 | 443 |
| 8. | Alexis Lewis | 2017 | 442 |
| | Joy Adams | 2016 | 442 |
| | Patty Reynolds | 1990 | 442 |

FREE THROWS

| | | | |
|----|------------------|------|-----|
| 1. | Maggie Timoney | 1988 | 171 |
| 2. | Megan Cobb | 2002 | 157 |
| 3. | Michelle Fahy | 2004 | 147 |
| 4. | Maggie Timoney | 1987 | 141 |
| 5. | Megan Cobb | 2000 | 137 |
| 6. | Joy Adams | 2014 | 126 |
| 7. | Karen Culbertson | 2000 | 122 |
| 8. | Joy Adams | 2016 | 120 |
| 9. | Damika Martinez | 2015 | 119 |
| | Megan Cobb | 2001 | 119 |

ASSISTS

| | | | |
|-----|-----------------|------|-----|
| 1. | Marina Lizarazu | 2015 | 175 |
| 2. | Marina Lizarazu | 2016 | 171 |
| 3. | Toni Horvath | 2007 | 158 |
| 4. | Toni Horvath | 2006 | 153 |
| 5. | Suzi Fregosi | 2010 | 152 |
| 6. | Suzi Fregosi | 2009 | 151 |
| 7. | Kathy Touns | 1993 | 148 |
| 8. | Karen Shutz | 2000 | 132 |
| | Kathy Touns | 1992 | 130 |
| 10. | Lauren DeFalco | 2008 | 127 |
| | Karen Shutz | 1997 | 127 |

FIELD GOAL PERCENTAGE (Min. 100 Attempts)

| | | | |
|-----|------------------|------|------|
| 1. | Linda McKetney | 1972 | .702 |
| 2. | Linda McKetney | 1980 | .695 |
| 3. | Martina Weber | 2007 | .544 |
| 4. | Maria Johnson | 1977 | .539 |
| 5. | Maria Johnson | 1978 | .537 |
| 6. | Trinette Gooding | 2004 | .528 |
| | Maggie Muldoon | N/A | .528 |
| 8. | Anna McLean | 2008 | .526 |
| 9. | Anna McLean | 2006 | .524 |
| 10. | Katie Ulrich | 2000 | .519 |
| | Patty Reynolds | 1989 | .519 |

FREE THROW ATTEMPTS

| | | | |
|----|-----------------|------|-----|
| 1. | Maggie Timoney | 1988 | 205 |
| 2. | Megan Cobb | 2002 | 193 |
| 3. | Joy Adams | 2016 | 175 |
| 4. | Joy Adams | 2014 | 172 |
| 5. | Megan Cobb | 2000 | 170 |
| 6. | Michelle Fahy | 2004 | 168 |
| 7. | Maggie Timoney | 1987 | 167 |
| 8. | Anna McLean | 2008 | 154 |
| 9. | Megan Cobb | 2001 | 150 |
| | Suzzanna Radday | 1997 | 150 |

ASSISTS PER GAME

| | | | |
|-----|-----------------|------|-----|
| 1. | Marina Lizarazu | 2015 | 6.3 |
| 2. | Kathy Touns | 1993 | 5.5 |
| 3. | Toni Horvath | 2006 | 5.3 |
| 4. | Marina Lizarazu | 2016 | 4.9 |
| | Suzi Fregosi | 2009 | 4.9 |
| | Karen Shutz | 2000 | 4.9 |
| 7. | Suzi Fregosi | 2010 | 4.8 |
| 8. | Karen Shutz | 1997 | 4.7 |
| 9. | Toni Horvath | 2007 | 4.6 |
| 10. | Suzi Fregosi | 2012 | 4.5 |

IONA TOP SINGLE-GAME PERFORMANCES (ACTIVE PLAYER IN BOLD)

HIGHEST SCORING EFFORTS (30+)

- 46 Damika Martinez vs. Rider (2013-14)
- 42 Damika Martinez vs. Columbia (2013-14)
- 41 Damika Martinez vs. Rider (2014-15)
- 38 Maria Johnson (1978-79)
- 37 Damika Martinez vs. Sacred Hrt (2014-15)
- 36 Damika Martinez vs. Canisius (2013-14)
- 35 Damika Martinez vs. Arizona (2013-14)
- 34 Damika Martinez vs. Niagara (2014-15)
- Damika Martinez at Columbia (2012-13)
- Damika Martinez at Rider (2011-12)
- Kristina Ford vs. NC AT&T (2011-12)
- Michelle Fahy vs. Bucknell (2003-04)
- Maggie Timoney vs. Manhattan (1986-87)
- 33 Damika Martinez vs. Sacred Hrt (2013-14)
- Michelle Fahy vs. Rider (2003-04)
- Michelle Fahy vs. Loyola (2003-04)
- Maggie Muldoon vs. St. Peter's (1976-77)
- 32 Damika Martinez at Canisius (2014-15)
- Damika Martinez vs. Quinnipiac (2013-14)
- Martina Weber at Indiana (2006-07)
- Joanne Ryan at LIU (1983-84)
- 31 Damika Martinez vs. Canisius (2014-15)
- Damika Martinez vs. UCF (2014-15)
- Damika Martinez vs. Rider (2012-13)
- Sue Radday at St. Peter's (1996-97)
- Maggie Timoney vs. St. Francis (1987-88)
- Emily Mojica at Fairfield (1984-85)
- 30 **Juana Camilion at Canisius (2021-22)**
- Sue Radday vs. Drexel (1994-95)
- Maggie Timoney at FIU (1987-88)
- Michelle Fahy vs. St. Peter's (2003-04)

HIGHEST REBOUNDING EFFORTS (20+)

- 26 Joy Adams at Monmouth (2014-15)
- 24 Joy Adams vs. Monmouth (2015-16)
- Joy Adams vs. Marist (2015-16)
- Joy Adams vs. Marist (2014-15)
- 23 Joy Adams at Fairfield (2015-16)
- Linda McKetney vs. Sacred Hrt (1979-80)
- 21 Joy Adams at Quinnipiac (2014-15)
- Joy Adams at UCF (2013-14)
- Joy Adams at Drexel (2012-13)
- Delia Newson vs. Rider (1998-1999)
- Katie Ulrich at Rider (1997-98)
- Lori Page vs. Niagara (1986-87)
- 20 Joy Adams at Rider (2015-16)
- Joy Adams at Rider (2013-14)
- Anna McLean at Canisius (2007-08)
- Regina McLain vs. St. Francis (1987-88)
- Karen Hennessy at Drexel (1986-87)
- Maria Johnson vs. Fordham (1980-81)
- Kathleen Kely vs. Sacred Heart (1980-81)
- Linda McKetney at Seton Hall (1979-80)

MOST FG MADE (13+)

- 17 Damika Martinez vs. Columbia (2013-14)
- 15 Michelle Fahy vs. Loyola (2003-04)
- Michelle Fahy vs. Rider (2003-04)
- 14 Damika Martinez vs. Canisius (2012-13)
- Damika Martinez vs. Rider (2012-13)
- Michelle Fahy vs. Bucknell (2003-04)
- 13 Damika Martinez vs. Sacred Hrt (2014-15)
- Kristina Ford vs. NC AT&T (2011-12)
- Martina Weber at Indiana (2006-07)

HIGHEST FG ATTEMPTED (24+)

- 27 Damika Martinez vs. Sacred Hrt (2014-15)
- Michelle Fahy vs. Loyola (2003-04)
- 25 Michelle Fahy vs. Rider (2003-04)
- Damika Martinez vs. Arizona (2013-14)
- Damika Martinez vs. Columbia (2013-14)
- Michelle Fahy vs. Rider (2003-04)
- 24 Damika Martinez at UCF (2013-14)
- Damika Martinez vs. Niagara (2011-12)
- Thazina Cook at Loyola (2008-09)

THREE-POINT FG MADE (7+)

- 7 **Olivia Vezaldenos at Niagara (2020-21)**
- Alexis Lewis vs. St. Francis Bkln (2016-17)
- Damika Martinez at Siena (2013-14)
- Meg Abele vs. Fairfield (2003-04)
- Toni Horvath at Siena (2003-04)

THREE-POINT FG ATTEMPTED (13+)

- 16 Damika Martinez at UCF (2013-14)
- Meg Abele vs. UMBC (2003-04)
- 15 Morgan Rachu at Marist (2018-19)
- Philecia Atkins-Gilmore at Mrylnd (2015-16)
- 14 Morgan Rachu at Winthrop (2019-20)
- Alexis Lewis vs. Manhattan (2016-17)
- 13 **Olivia Vezaldenos at Niagara (2020-21)**
- Alexis Lewis vs. Monmouth (2017-18)
- Aaliyah Robinson at Manhattan (2016-17)
- Damika Martinez vs. Manhattan (2013-14)
- Damika Martinez at Drexel (2012-13)
- Meg Abele at Pacific (2003-04)

FREE THROWS MADE (11+)

- 16 Michelle Fahy vs. St. Peter's (2003-04)
- 15 Damika Martinez vs. Rider (2015-16)
- 12 **Olivia Vezaldenos vs. Sacred Ht. (2020-21)**
- Aleesha Powell vs. Rider (2011-12)
- Melissa Yeagley vs. Manhattan (2004-05)
- 11 Martina Weber vs. LIU Brooklyn (2006-07)
- Michelle Fahy at American (2002-03)

ASSISTS (11+)

- 12 Marina Lizarazu at Manhattan (2014-15)
- Marina Lizarazu vs. UCF (2014-15)
- 11 Toni Horvath vs. Fairfield (2004-05)
- Renee Gaudette vs. Canisius (2001-02)

STEALS (8+)

- 10 Thazina Cook vs. Fairfield (2007-08)
- Lauren DeFalco vs. UNH (2007-08)
- 8 **Juana Camilion vs. Rider (2020-21)**
- Juana Camilion vs. Rider (2020-21)**
- Marina Lizarazu at Geo. Wash. (2015-16)

BLOCKS (7+)

- 13 Sabrina Jeridore at Pacific (2013-14)
- 8 Sabrina Jeridore at St. Peter's (2013-14)
- 7 Sabrina Jeridore at Canisius (2012-13)
- Sabrina Jeridore vs. Wagner (2013-14)
- Sabrina Jeridore at Columbia (2012-13)
- Sabrina Jeridore vs. Wagner (2012-13)

IONA ALL-MAAC SELECTIONS

(MAJOR AWARD WINNERS IN BOLD)

| YEAR | PLAYER | HONOR | YEAR | PLAYER | HONOR | YEAR | PLAYER | HONOR |
|---------|--------------------|--------------------|---------|------------------|--------------------|---------|------------------|-----------------------------|
| 1981-82 | Celeste Grier | First Team | 2000-01 | Karen Culbertson | Second Team | 2011-12 | Damika Martinez | Rookie of the Year |
| | Debbie Stephens | Second Team | | Megan Cobb | Third Team | | | Second Team |
| 1982-83 | Debbie Stephens | Second Team | 2001-02 | Megan Cobb | Second Team | | | All-Rookie |
| 1983-84 | Joan O'Connor | Second Team | 2003-04 | Michelle Fahy | First Team | | Aleesha Powell | All-Rookie |
| | Emily Mojica | Second Team | | Meg Abele | All-Rookie | 2012-13 | Damika Martinez | Player of the Year |
| 1985-86 | Joanne Ryan | Second Team | | Toni Horvath | Rookie of the Year | | Joy Adams | Rookie of the Year |
| | Maggie Timoney | All-Rookie Team | 2004-05 | Meg Abele | Third Team | | | Second Team |
| 1986-87 | Maggie Timoney | First Team | 2005-06 | Martina Weber | First Team | 2013-14 | Joy Adams | First Team |
| | Patty Reynolds | Rookie of the Year | | Tiara Headen | Second Team | | Damika Martinez | Player of the Year |
| 1987-88 | Maggie Timoney | Second Team | | Toni Horvath | Third Team | | Aleesha Powell | Second Team |
| 1988-89 | Patty Reynolds | Second Team | 2006-07 | Martina Weber | Player of the Year | | Aaliyah Robinson | Sixth Player of the Year |
| | Noreen Winterfeldt | All-Rookie Team | | Tiara Headen | Second Team | 2014-15 | Joy Adams | First Team |
| 1990-91 | Kathy Touns | All-Rookie Team | | Toni Horvath | Third Team | | Damika Martinez | Player of the Year |
| 1991-92 | Nancy Seltzer | All-Rookie Team | 2007-08 | Toni Horvath | Second Team | 2015-16 | Joy Adams | First Team |
| 1993-94 | Becky Bazyk | All-Rookie Team | | Anna McLean | Second Team | | Marina Lizarazu | First Team |
| 1995-96 | Kim Gore | Second Team | 2008-09 | Thazina Cook | First Team | | Alexis Lewis | Co-Sixth Player of the Year |
| 1996-97 | Suzanne Radday | Second Team | | Anda Ivkovic | Third Team | | | All-Rookie |
| | Karen Shutz | All-Rookie | | Kristina Ford | Rookie of the Year | 2016-17 | Alexis Lewis | First Team |
| 1997-98 | Karen Maisbenden | Second Team | 2009-10 | Thazina Cook | First Team | | Marina Lizarazu | First Team |
| | Karen Shutz | Second Team | | Suzi Fregosi | Third Team | 2017-18 | Alexis Lewis | Third Team |
| | Karen Culbertson | All-Rookie | | Anda Ivkovic | Third Team | | Toyosi Abiola | Rookie of the Year |
| 1998-99 | Karen Culbertson | Third Team | | Anna McLean | Third Team | | | All-Rookie |
| | Delia Newson | Third Team | | Dianna Hubbard | All-Rookie | 2018-19 | Juana Camilion | All-Rookie |
| | Megan Cobb | All-Rookie | 2010-11 | Anda Ivkovic | Second Team | 2019-20 | Juana Camilion | Third Team |
| 1999-00 | Karen Culbertson | First Team | | Kristina Ford | Third Team | | Paulla Weekes | All-Rookie |
| | Megan Cobb | Third Team | | | | 2020-21 | Juana Camilion | Third Team |

2021-22 IONA OVERALL STATISTICS

Game Records

| Record | Overall | Home | Away | Neutral |
|----------------|---------|------|------|---------|
| ALL GAMES | 10-15 | 6-7 | 4-8 | 0-0 |
| CONFERENCE | 8-12 | 5-5 | 3-7 | 0-0 |
| NON-CONFERENCE | 2-3 | 1-2 | 1-1 | 0-0 |

Score by Periods

| Team | 1st | 2nd | 3rd | 4th | OT | TOT |
|-----------|-----|-----|-----|-----|----|------|
| Iona | 316 | 309 | 384 | 380 | 2 | 1391 |
| Opponents | 340 | 318 | 376 | 410 | 18 | 1462 |

Team Box Score

| No. Player | | | | | Total | | 3-Point | | F-Throw | | Rebounds | | | | | | | | | | | | | |
|------------|----------------------|-------|--------|------|----------|------|----------|------|---------|------|----------|-----|-----|------|-----|----|-----|-----|-----|-----|------|------|--|--|
| | | GP-GS | MIN | AVG | FG-FGA | FG% | 3FG-3FGA | 3FG% | FT-FTA | FT% | OFF | DEF | TOT | AVG | PF | DQ | A | TO | BLK | STL | PTS | AVG | | |
| 22 | CAMILION, Juana | 25-25 | 878:15 | 35.1 | 121-302 | .401 | 27-109 | .248 | 50-66 | .758 | 26 | 110 | 136 | 5.4 | 72 | 2 | 87 | 84 | 14 | 57 | 319 | 12.8 | | |
| 30 | ATHIAS, Ketsia | 23-22 | 690:60 | 30.0 | 124-215 | .577 | 0-0 | .000 | 16-36 | .444 | 40 | 147 | 187 | 8.1 | 45 | 1 | 59 | 79 | 32 | 18 | 264 | 11.5 | | |
| 2 | VEZALDENOS, Olivia | 25-20 | 714:10 | 28.6 | 78-221 | .353 | 49-161 | .304 | 18-26 | .692 | 10 | 57 | 67 | 2.7 | 31 | 1 | 25 | 27 | 2 | 17 | 223 | 8.9 | | |
| 5 | MWAI, Shyan | 25-22 | 671:54 | 26.9 | 65-201 | .323 | 18-89 | .202 | 29-39 | .744 | 11 | 48 | 59 | 2.4 | 45 | 1 | 40 | 56 | 8 | 19 | 177 | 7.1 | | |
| 12 | LIPINSKI, Izzy | 25-2 | 329:04 | 13.2 | 45-100 | .450 | 0-2 | .000 | 30-52 | .577 | 30 | 45 | 75 | 3.0 | 45 | 1 | 23 | 41 | 6 | 8 | 120 | 4.8 | | |
| 10 | HODGE-CARR, Thoranna | 25-0 | 460:48 | 18.4 | 49-105 | .467 | 6-8 | .750 | 7-16 | .438 | 30 | 36 | 66 | 2.6 | 51 | 3 | 34 | 40 | 0 | 25 | 111 | 4.4 | | |
| 32 | GOMEZ, Judith | 25-5 | 431:33 | 17.3 | 27-84 | .321 | 16-61 | .262 | 4-6 | .667 | 8 | 22 | 30 | 1.2 | 39 | 0 | 16 | 24 | 3 | 21 | 74 | 3.0 | | |
| 34 | CENIS, Marina | 25-17 | 315:42 | 12.6 | 16-40 | .400 | 1-2 | .500 | 11-18 | .611 | 1 | 22 | 23 | 0.9 | 26 | 0 | 20 | 33 | 1 | 12 | 44 | 1.8 | | |
| 1 | BENN, Jazz | 21-4 | 217:16 | 10.3 | 10-30 | .333 | 4-15 | .267 | 2-6 | .333 | 9 | 14 | 23 | 1.1 | 12 | 0 | 8 | 11 | 0 | 2 | 26 | 1.2 | | |
| 23 | MEIJER, Anouschka | 9-3 | 133:18 | 14.8 | 4-20 | .200 | 0-5 | .000 | 1-2 | .500 | 2 | 10 | 12 | 1.3 | 8 | 0 | 5 | 16 | 0 | 1 | 9 | 1.0 | | |
| 11 | WEEKES, Paulla | 9-1 | 72:03 | 8.0 | 3-5 | .600 | 0-0 | .000 | 3-5 | .600 | 2 | 13 | 15 | 1.7 | 2 | 0 | 6 | 7 | 1 | 5 | 9 | 1.0 | | |
| 35 | ROGERS, Jessica | 6-1 | 13:04 | 2.2 | 2-5 | .400 | 2-5 | .400 | 0-0 | .000 | 0 | 0 | 0 | 0.0 | 1 | 0 | 0 | 0 | 0 | 0 | 6 | 1.0 | | |
| 13 | BECERRA PEREZ, Lucia | 11-3 | 96:53 | 8.8 | 4-8 | .500 | 1-2 | .500 | 0-2 | .000 | 1 | 7 | 8 | 0.7 | 13 | 0 | 8 | 15 | 0 | 3 | 9 | 0.8 | | |
| Team | | | | | | | | | | | 44 | 46 | 90 | | | | | 14 | | | | | | |
| Total | | 25 | 5025 | | 548-1336 | .410 | 124-459 | .270 | 171-274 | .624 | 214 | 577 | 791 | 31.6 | 390 | 9 | 331 | 447 | 67 | 188 | 1391 | 55.6 | | |
| Opponents | | 25 | 5025 | | 537-1349 | .398 | 142-420 | .338 | 246-362 | .680 | 270 | 614 | 884 | 35.4 | 388 | 3 | 310 | 453 | 70 | 228 | 1462 | 58.5 | | |






















Team Statistics

| | IONA | OPP |
|------------------------|-----------------|-----------------|
| Scoring | 1391 | 1462 |
| Points per game | 55.6 | 58.5 |
| Scoring margin | -2.8 | - |
| Field goals-att | 548-1336 | 537-1349 |
| Field goal pct | .410 | .398 |
| 3 point fg-att | 124-459 | 142-420 |
| 3-point FG pct | .270 | .338 |
| 3-pt FG made per game | 5.0 | 5.7 |
| Free throws-att | 171-274 | 246-362 |
| Free throw pct | .624 | .680 |
| F-Throws made per game | 6.8 | 9.8 |
| Rebounds | 791 | 884 |
| Rebounds per game | 31.6 | 35.4 |
| Rebounding margin | -3.7 | - |
| Assists | 331 | 310 |
| Assists per game | 13.2 | 12.4 |
| Turnovers | 447 | 453 |
| Turnovers per game | 17.9 | 18.1 |
| Turnover margin | +0.2 | - |
| Assist/turnover ratio | 0.7 | 0.7 |
| Steals | 188 | 228 |
| Steals per game | 7.5 | 9.1 |
| Blocks | 67 | 70 |
| Blocks per game | 2.7 | 2.8 |
| Winning streak | 0 | - |
| Home win streak | 2 | - |
| Attendance | 7335 | 5233 |
| Home games-Avg/Game | 13-564 | 12-436 |
| Neutral site-Avg/Game | - | 0-0 |

Team Results

| Date | Opponent | | Score | Att. |
|------------|------------------|-----|-------|------|
| 11/09/2021 | at Bryant | W | 60-56 | 130 |
| 11/13/2021 | Winthrop | W | 67-45 | 2259 |
| 11/16/2021 | at Massachusetts | L | 56-79 | 612 |
| 11/20/2021 | Stony Brook | L | 46-53 | 283 |
| 11/23/2021 | Bucknell | L | 48-55 | 412 |
| 12/18/2021 | Monmouth | L | 55-64 | 287 |
| 12/20/2021 | at Marist | L | 49-61 | 1018 |
| 12/30/2021 | at Fairfield | L | 52-69 | 351 |
| 01/10/2022 | Siena | L | 51-56 | 346 |
| 01/13/2022 | at Manhattan | L | 59-64 | 100 |
| 01/15/2022 | Quinnipiac | W | 52-47 | 439 |
| 01/20/2022 | Marist | W | 49-41 | 527 |
| 01/22/2022 | at Saint Peter's | L | 53-54 | 260 |
| 01/27/2022 | Manhattan | L | 69-71 | 617 |
| 01/29/2022 | at Rider | W | 63-40 | 503 |
| 02/03/2022 | Canisius | W | 66-55 | 237 |
| 02/05/2022 | at Siena | W | 64-57 | 723 |
| 02/10/2022 | Fairfield | L | 29-54 | 537 |
| 02/12/2022 | at Quinnipiac | L | 49-78 | 468 |
| 02/17/2022 | Niagara | L | 45-59 | 407 |
| 02/19/2022 | Saint Peter's | W | 63-44 | 543 |
| 02/24/2022 | Rider | W | 65-58 | 441 |
| 02/26/2022 | at Monmouth | W | 69-65 | 486 |
| 03/03/2022 | at Niagara | Lot | 50-66 | 582 |
| 03/05/2022 | at Canisius | L | 62-71 | 0 |

IONA GAELS TELEVISION AND RADIO SPEED CHART

| | | |
|--|--|---|
|  <p>Jazmin BENN #1 Grad. • G/F • 5-11 Woodland Hills, CA</p> |  <p>Olivia VEZALDENOS #2 Grad. • G • 5-7 Manteca, CA</p> |  <p>Addy SALZER #3 Fr. • G • 5-11 Saint Bonifacius, MN</p> |
|  <p>Shyan MWAI #5 Sr. • G • 5-6 Lowell, MA</p> |  <p>Thoranna HODGE-CARR #10 So. • G • 5-8 Keflavik, Iceland</p> |  <p>Paulla WEEKES #11 RS Jr. • F • 5-10 Toronto, Ontario</p> |
|  <p>Isabelle LIPINSKI #12 Junior • F • 6-2 Farmington, CT</p> |  <p>Lucia BECERRA PEREZ #13 Jr. • G • 5-7 Tenerife, Spain</p> |  <p>Sydney AVOLETTA #15 So. • F • 6-4 Sterling, VA</p> |
|  <p>Juana CAMILION #22 Sr. • G • 5-11 Palma de Mallorca, Spain</p> |  <p>Anouschka MEIJER #23 So. • G • 6-1 Amsterdam, Netherlands</p> |  <p>Ketsia ATHIAS #30 Sr. • F/C • 6-2 Brooklyn, NY</p> |
|  <p>Judith GOMEZ #32 Fr. • G • 5-9 Cornella de Llobregat, Spain</p> |  <p>Hannah KING #33 Sr. • F • 5-11 Apopka, FL</p> |  <p>Marina CENIS #34 Fr. • G • 5-7 Zaragoza, Spain</p> |
|  <p>Jessica ROGERS #35 SR • G • 6-2 Rutherford, NJ</p> | <p>Billi CHAMBERS Head Coach Hofstra '03 Ninth Season</p>  | |
|  <p>Ashlee KELLY Associate HC Quinnipiac '04 13th Season</p> |  <p>Nick VOLCHOK Assistant Coach Rockland St '02 First Season</p> |  <p>Jordan McCANN Assistant Coach Illinois '13 Fourth Season</p> |
| | |  <p>Alyssa CASINO DOBO Manhattanville '15 Fifth Season</p> |